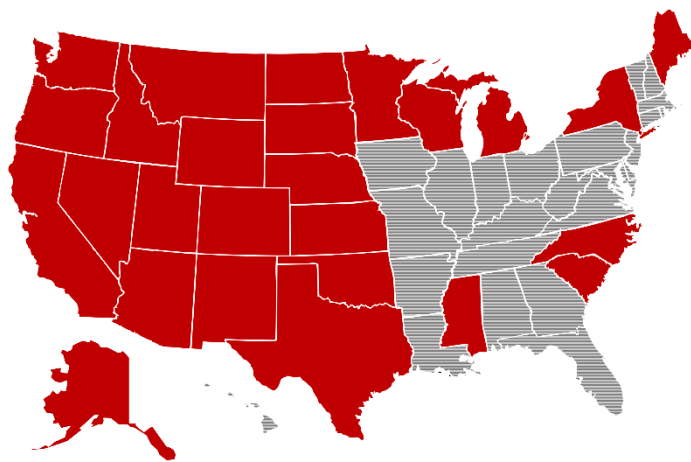


AT A GLANCE

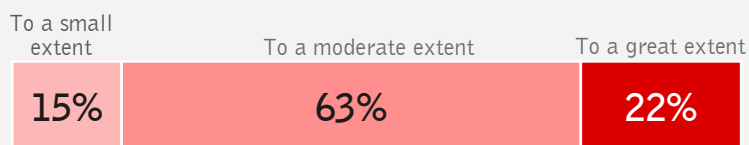
# Region XI Head Start During the COVID-19 Pandemic: Communicating with Families

The American Indian and Alaska Native Head Start Family and Child Experiences Survey 2019 (AIAN FACES 2019) is a study describing the children, families, and programs in Region XI Head Start. In 2019, there were about 145 Region XI Head Start programs across the United States. These programs served about 20,000 children, and most of those children were AIAN. AIAN FACES spring 2020 data collection began in late February, but most programs were shut down by mid-March due to the COVID-19 pandemic. The AIAN FACES study team, with advice from members of the AIAN FACES Workgroup, created a survey based on COVID-19 and collected data from program and center directors from June 2, 2020 to July 17, 2020.



Highlighted (red) states indicate Region XI Head Start programs

All Region XI Head Start children’s program directors were able to make some contact with enrolled families during the COVID-19 pandemic.

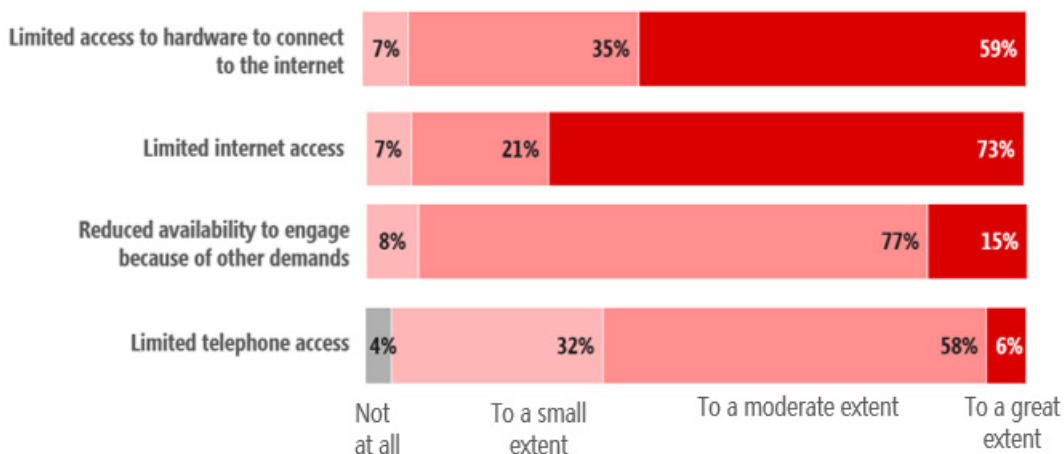


All Region XI Head Start children’s programs were able to provide some services to enrolled families during the COVID-19 pandemic.



Region XI Head Start children’s programs faced a variety of family-related barriers to making contact with or providing services to families during the COVID-19 pandemic. For example, the majority (73%) of children’s programs expressed that families’ limited internet access was a large barrier.

**Barriers for families:**



ABOVE Source: Spring 2020 AIAN FACES Program Director Survey, Table G.1.

Note: Statistics are weighted to represent all children who were enrolled in Region XI Head Start in fall 2019 and were still enrolled in spring 2020. No program directors reported that they were not able to make contact with enrolled families during the COVID-19 pandemic or that they were unable to provide services to enrolled families during the COVID-19 pandemic. Percentages do not sum to 100 due to rounding.

BELOW Source: Fall 2019 AIAN FACES Program Director Survey, Table G.2.

Note: Statistics are weighted to represent all children enrolled in Region XI Head Start programs in fall 2019 and were still enrolled in spring 2020. Percentages do not sum to 100 due to rounding.