

California Department of Education  
Child Development Division  
**Desired Results Developmental Profile—REVISED (DRDP-R)**  
**Information Page**  
**School Age Instrument**  
(Kindergarten through Age 12)

**Child Information**

1. Child's first name and last name: \_\_\_\_\_
2. Child's birth date (mm/dd/yyyy): \_\_\_\_\_
3. Child's gender: ☐ M ☐ F
4. Child was first enrolled in the program on  
(mm/dd/yyyy): \_\_\_\_\_
5. Child's ethnicity (check all that apply):  
☐ African American or Black ☐ Hispanic or Latino  
☐ Asian American ☐ Native American or Alaskan Native  
☐ Caucasian or White ☐ Native Hawaiian or other Pacific Islander  
☐ Other (specify): \_\_\_\_\_
6. Does this child have an Individualized Education Program (IEP) or an Individualized Family Service Plan (IFSP)?  
☐ Yes ☐ No ☐ Don't know
7. How many hours per week is this child in your care?  
☐ 9 or less ☐ 31 to 40  
☐ 10 to 20 ☐ More than 40  
☐ 21 to 30

**Observer Information**

8. Agency name: \_\_\_\_\_
  9. Your name: \_\_\_\_\_
  10. Your title: \_\_\_\_\_
  11. Did another adult assist you with evaluating this child?  
☐ Yes (role/relation): \_\_\_\_\_  
☐ No
  12. Dates DRDPs were completed 1. (mm/dd/yyyy): \_\_\_\_\_  
2. (mm/dd/yyyy): \_\_\_\_\_ 3. (mm/dd/yyyy): \_\_\_\_\_
- For the following questions, check all that apply:
- |  | English | Spanish | Other (specify): |
|--|---------|---------|------------------|
|--|---------|---------|------------------|

**Desired Results Developmental Profile—REVISED (DRDP-R)**  
**Instruction Page — School Age (Kindergarten through Age 12)**

### DRDP Instructions for Observers

- ▶ Use this observational rating tool with school age children from Kindergarten through 12 years old.
- ▶ You should be the teacher or staff member who most frequently interacts with the child.
- ▶ Complete the Information Page before you begin your observations.
- ▶ Use daily summaries, anecdotal records, notes from your recent observations, and samples of work to help you complete the DRDP.
- ▶ **This DRDP can only be completed if the following two conditions are met:**
  1. If the child attends the program at least 10 hours or more, each week.
  2. Within 60 calendar days of enrollment and every 6 months thereafter.

### Completing the Information Page

#### Child Information

1. Write the child's first and last name.
2. Write the child's birth date as mm/dd/yyyy (use this date format throughout).
3. Mark the child's gender.
4. Write the date that the child was first enrolled in the program. If there are multiple dates, write the earliest one.
5. Mark all the racial/ethnic categories that apply.
6. If the child has an Individualized Education Program (IEP) or Individualized Family Service Plan (IFSP), mark the type of plan provided. Mark "Don't know" if the child's status is still being assessed or if you cannot answer this question.
7. Indicate how many hours the child is in your care each week. Mark only one time range.

### Observer Information

8. Write the full name of your agency.
9. Write your full name.
10. Write your job title (e.g., associate teacher, lead teacher, or master teacher).
11. If you received help in completing this DRDP from another staff member, family member, or other adult that interacts with the child, check "Yes" and indicate the relation of that adult to the child.
12. Each time you complete a DRDP for the child this year, record the date (i.e., the last day that you marked a developmental level or made a comment). CDD requires that a DRDP be completed for a child two times per year but you may elect to do a third.
13. Specify what languages are regularly spoken at this child's home.
14. Specify what languages you use when speaking with this child.
15. If relevant, provide the name of the person who speaks this child's home language and who assisted you in communicating with this child.

### Completing the DRDP Instrument Pages

1. For each of the 31 measures, fill in or check the bubble that corresponds to the **highest developmental level** the child has mastered. Consider the information from the descriptors and examples to determine the child's mastery level.
  - ▶ The **descriptors** define the behaviors expected for each level.
  - ▶ The **examples** provide a sample of possible behaviors you might observe for each level.
  - ▶ A level is **MASTERED** if the child typically demonstrates the behaviors in that level's descriptor. Behaviors are considered typical if the child demonstrates them:
    - ▷ Easily and confidently
    - ▷ Consistently over time
    - ▷ In different settings

**Desired Results Developmental Profile—REVISED (DRDP-R)**  
**Instruction Page — School Age (Kindergarten through Age 12)**

**Completing the DRDP Instrument Pages** *(continued)*

**Note:** A child may occasionally behave at a higher or lower level, but mainly demonstrates behaviors representative of one level. Please keep in mind that the developmental levels provided for each measure in the DRDP School Age instrument are designed to span the range of development from Kindergarten through twelve years of age. The proper use of this instrument depends upon observers taking care, especially with younger children, to rate only at the level actually mastered.

- ▶ If a child has not mastered the first developmental level on a measure, mark the 'Not yet at first level' bubble below the first descriptor.
- 2. You may use the space at the bottom of the page to write your evidence for the rating you gave and provide references to other documentation.
  - ▶ **Write about what you observed** the child doing that demonstrated mastery at the level you marked.
  - ▶ Include any **references to your notes and records** for this child; notes made by others, such as parents or other caregivers; the child's portfolio; or another developmental assessment.
- 3. If the child is emerging to the next level, please indicate this by marking the "Yes" bubble provided at step #3 at the lower right of the page. Use the bottom section of the page to document any evidence of emerging behaviors.
  - ▶ A child may be **EMERGING** to the next level by showing behaviors from the next developmental level, but that are not yet typical or consistent.
- Note:** If the child is rated at the highest developmental level, you cannot rate the child as emerging to the next level
- 4. In the rare circumstances that you find yourself unable to rate a measure, use the space at the bottom section of the page to describe in detail why you were not able to rate the measure.

**Note:** If you wish to provide **comments** about your experience completing the DRDP or suggestions to improve it, you may do so on the back of each page.

**Desired Results Developmental Profile—REVISED (DRDP-R)**  
**Table of Contents – School Age (Kindergarten through Age 12)**

Measures are numbered consecutively, with one full page provided for each measure. Measure numbers appear at the bottom left corner of each page in place of a page number. The Measure title and Indicator abbreviation also appear at the bottom of each page.

<b>Desired Result</b>	<b>Indicator</b>	<b>Measure</b>
<b>1 Children are Personally and Socially Competent</b>	<b>Self Concept (SELF)</b>	1 Identity of self and connection to others
		2 Self-esteem
	<b>Social Interpersonal Skills (SOC)</b>	3 Empathy
		4 Interactions with adults
		5 Friendship
		6 Conflict negotiation
		7 Awareness of diversity: appreciation of differences and similarities
<b>2 Children are Effective Learners</b>	<b>Self Regulation (REG)</b>	8 Impulse control
		9 Follows rules
	<b>Language (LANG)</b>	10 Comprehension of oral language
		11 Expression of oral language
	<b>Learning (LRN)</b>	12 Pursuit of understanding
		13 Task persistence
	<b>Cognitive Competence (COG)</b>	14 Memory / knowledge
		15 Cause and effect relationships
		16 Problem-solving
		17 Demonstrates inventiveness / inventive play

**Desired Results Developmental Profile—REVISED (DRDP-R)**  
**Table of Contents — School Age (Kindergarten through Age 12)**

<b>Desired Result</b>	<b>Indicator</b>	<b>Measure</b>
<b>2 Children are Effective Learners</b> <i>(continued)</i>	<b>Math (MATH)</b>	18 Number sense: basic math skills (operations) 19 Shapes 20 Time 21 Measurement
	<b>Literacy (LIT)</b>	22 Interest in literacy 23 Decoding (word recognition and use) 24 Writing 25 Comprehension of written materials
<b>3 Children Show Physical and Motor Competence</b>	<b>Motor Skills (MOT)</b>	26 Movement and coordination (gross motor skills) 27 Dexterity (fine motor skills)
<b>4 Children are Safe and Healthy</b>	<b>Safety and Health (SH)</b>	28 Personal care routines 29 Safety 30 Understanding healthy lifestyle 31 Exercise and fitness

▽ **Desired Result 1:** Children are personally and socially competent

▽ **Indicator: SELF—** Children show **self**-awareness and a positive **self**-concept

**School Age**

## ► **Measure 1: Identity of self and connection to others**

**Definition:** Child shows increasing awareness or understanding of self and his or her connection to others

### **1. Mark the highest developmental level the child has mastered.**

Developing ○	Understanding ○	Integrating ○	Expanding ○	Connecting ○
Accurately describes self in terms of physical characteristics, preferences and things he or she can do  ○ Not yet at first level	Describes physical characteristics, preferences and things he or she can do in relation to another person	Describes self in terms of roles within one or more groups of people he or she knows	Describes self in terms of a role in a community that includes people he or she may not know (the whole school, the town where he or she lives)	Describes self in terms of roles he/she may have in the future
<b>Examples</b> <ul style="list-style-type: none"><li>► "I know how to play checkers but not chess."</li><li>► "I like this game, it's my favorite."</li><li>► "I can swim in the shallow end, but not the deep end."</li><li>► Draws picture of herself, showing her doing things she really does, or with her favorite things.</li><li>► "I use a wheelchair."</li></ul>	<ul style="list-style-type: none"><li>► "I can run faster than Tommy, but he can throw the ball farther."</li><li>► "I am as tall as you are."</li><li>► "I like cheese crackers but my brother likes the peanut butter ones."</li><li>► "I'm right-handed and she's left-handed."</li><li>► "I'm older than you are."</li></ul>	<ul style="list-style-type: none"><li>► "We're making a city. I make the houses, and Tina digs the rivers and makes roads."</li><li>► "I'm the singer in the band, and he plays the guitar and keyboard."</li><li>► "I'm the one in my family who sets the table for dinner."</li></ul>	<ul style="list-style-type: none"><li>► "At school, I'm in charge of bringing attendance sheets to the main office."</li><li>► "Last year I helped in a fundraiser—I asked people to give food for the bake sale."</li><li>► "It's my job to find places to volunteer for a service learning project."</li><li>► "I'm a "Peacemaker" at school, that means I help other children solve their problems."</li><li>► "I'm a study buddy to younger children."</li></ul>	<ul style="list-style-type: none"><li>► "I think I'd make a good coach because I'm a good athlete and I can come up with good plays."</li><li>► "I like helping children with their math homework; that's why I want to be a teacher."</li><li>► "I'd like to be a nurse because I like to help people, especially when they are sick."</li></ul>

**2. Record evidence for this rating here.** (Use back for more space.)

**3. Mark here if child is emerging to the next level.** ○

**4. If you are unable to rate this measure, explain why.**

▽ **Desired Result 1:** Children are personally and socially competent







▽ **Indicator: SELF—** Children show **self**-awareness and a positive **self**-concept

**School Age**

## ► **Measure 2: Self-esteem**

**Definition:** Child makes positive judgments about self and his/her own abilities in increasingly broad contexts

### **1. Mark the highest developmental level the child has mastered.**

Developing 	Understanding 	Integrating 	Expanding 	Connecting 
<b>Makes positive judgments about personal characteristics, skills, or behavior</b>  <div> Not yet at first level</div>	<b>Makes positive judgments about personal characteristics, skills, or behavior in relation to someone else</b>	<b>Makes positive judgments about self related to others in his or her group; describes personal role within group</b>	<b>Makes positive judgments about self related to others in his or her community including people he or she may not know (the whole school, the town where he or she lives)</b>	<b>Makes positive judgments about self based on how he or she has done in the past and may do in the future</b>
<b>Examples</b> <ul style="list-style-type: none"><li>► "I am good at drawing animals."</li><li>► Smiles proudly at picture or art project she has made.</li><li>► "I can run really fast!"</li></ul>	<ul style="list-style-type: none"><li>► "I'm really good at handball—I can even beat Jose some of the time."</li><li>► "I'm glad that I was chosen for a big role in the play."</li></ul>	<ul style="list-style-type: none"><li>► "I help other children in my class with their math homework because I'm good at math."</li><li>► "Whenever we play soccer, I'm the goal-keeper because I'm not afraid of the ball."</li><li>► "My friends like me because I don't tell their secrets."</li></ul>	<ul style="list-style-type: none"><li>► "I helped my school's recycling program by making signs and putting them on trash cans."</li><li>► "I've helped other families by working on the food drive."</li><li>► "I like helping people in my community. I help every week in my school's library."</li><li>► "I play soccer in the 'rec' league and I'm a pretty good goalie."</li><li>► "Our band got second place in the state competition!"</li></ul>	<ul style="list-style-type: none"><li>► "I will do well in college because I study a lot."</li><li>► "I could go to the Olympics. I practice every day."</li><li>► "I could be a translator because I speak English and Spanish/Chinese [my home language] well."</li></ul>

### **2. Record evidence for this rating here.** (Use back for more space.)

### **3. Mark here if child is emerging to the next level.**

### **4. If you are unable to rate this measure, explain why.**

▽ **Desired Result 1:** Children are personally and socially competent







▽ **Indicator:** SOC – Children demonstrate effective social and interpersonal skills

**School Age**

## ► **Measure 3: Empathy**

**Definition:** Child shows increasing awareness of others' feelings and experiences and responds appropriately through words or actions

### **1. Mark the highest developmental level the child has mastered.**

Developing 	Understanding 	Integrating 	Expanding 	Connecting 
<b>Demonstrates awareness of own feelings</b>	<b>Shows awareness of feelings of others with appropriate words or actions</b>	<b>Shows understanding of how someone else might feel in a certain hypothetical situation</b>	<b>Shows understanding of feelings and experiences through words or actions for groups of people who live in his or her community (may not know them)</b>	<b>Shows understanding of feelings and experiences through words or actions for groups of people beyond his or her immediate community</b>
 Not yet at first level				
<b>Examples</b> <ul style="list-style-type: none"><li>► "I feel really happy (sad, calm, thankful)."</li><li>► "I'm excited about our trip to the tide pools."</li><li>► Draws picture to show how he feels.</li></ul>	<ul style="list-style-type: none"><li>► "She's happy because her grandma is coming to visit."</li><li>► "My mom was really surprised and happy when we brought her breakfast in bed."</li><li>► Offers assistance to friend who is hurt, such as giving a Band-Aid or asking, "Do you need a Band-Aid?"</li><li>► Points out a picture in a book and accurately identifies a feeling to match the facial expression (happy, mad, sad).</li></ul>	<ul style="list-style-type: none"><li>► Says her sister must be getting excited because her birthday is coming up.</li><li>► "My mom would be so proud if I won this contest."</li><li>► "Mark will feel so good if he finishes his model plane [because he's been working so hard on it]."</li><li>► "Sarah will be disappointed if she doesn't place in the top 10, because she has been practicing so much."</li></ul>	<ul style="list-style-type: none"><li>► "I'm doing the walk-a-thon for the [local] children's hospital to raise money for sick children."</li><li>► Helps collect clothes/toys/food for a family whose house burned down near the school.</li><li>► "I feel sad for the children on the school team because we lost the tournament."</li></ul>	<ul style="list-style-type: none"><li>► "I worry about children who don't have enough to eat."</li><li>► "I heard on the news that a girl is missing. Her parents must be worried."</li><li>► Writes a letter to a child who is sick in another state or country.</li><li>► "I can't even believe how hard it would be to lose everything I have in a flood."</li><li>► "It would be hard to have to switch schools because you lost your home."</li></ul>

**2. Record evidence for this rating here.** (Use back for more space.)

**3. Mark here if child is emerging to the next level.** 

**4. If you are unable to rate this measure, explain why.**



▽ **Desired Result 1:** Children are personally and socially competent







▽ **Indicator:** SOC – Children demonstrate effective social and interpersonal skills

**School Age**

## ► **Measure 4: Interactions with adults**

**Definition:** Child develops positive relationships with increasingly larger groups of adults and acknowledges adult's perspective, while expressing clear sense of own s

### **1. Mark the highest developmental level the child has mastered.**

Developing 	Understanding 	Integrating 	Expanding 	Connecting 
Seeks out one or two trusted adults for guidance or companionship in daily activities <div> Not yet at first level</div>	Interacts with a wider variety of adults, displaying increasing independence but still relying on them for guidance or reassurance	Listens to and considers adult's perspective, while expressing and defending own ideas	Expresses clear sense of self as separate from adults in community (teachers, staff, parents, police officer, mayor), but acknowledges adult's perspective	Expresses clear sense of self as different from adults outside of their community, in the nation/world, but acknowledges adult's perspective
<b>Examples</b> <ul style="list-style-type: none"><li>► Looks to trusted adults to determine daily schedule/activities, or needs adults to suggest or initiate reasonable activities.</li><li>► Notices when particular adult isn't present.</li><li>► Seeks out favorite adult to sit next to during group activities.</li></ul>	<ul style="list-style-type: none"><li>► Initiates activities independent of adults but within adults' guidelines (starts an activity but needs help maintaining it).</li><li>► Comes back from independent play to report what she is doing.</li><li>► Seeks recognition for a drawing or other accomplishment.</li><li>► Asks for reassurance while playing a game—"Is this a good move?"</li></ul>	<ul style="list-style-type: none"><li>► Acknowledges rules of adult, but states what she would like to be different—"If I were in charge, I'd make a rule that..."</li><li>► "Can we have snack before we do homework because we had an early lunch at school today?"</li><li>► Helps point out strong points of other players to coach.</li><li>► Converses with adults about an idea or perspective, both giving own perspective and listening to adults.</li></ul>	<ul style="list-style-type: none"><li>► "If I get elected to the student council, I'm going to tell the teachers that children need more recess."</li><li>► "Most parents think we should go to bed by nine o'clock, but I think children should go to bed when they are tired."</li><li>► "They want to close the school because there aren't enough children in the area, but I think they should leave it open because this is the school some children are used to."</li><li>► "If I were in charge, I'd have a skateboard ramp in every park, but they think that children will get hurt."</li></ul>	<ul style="list-style-type: none"><li>► "I know adults have to drive to work, but they should think about carpooling to help the environment."</li><li>► "I know it would be hard, but if I were the president, I would make sure there was a park in every neighborhood."</li><li>► Writes a car company asking them to make safer, more energy efficient cars.</li></ul>

### **2. Record evidence for this rating here.** (Use back for more space.)

### **3. Mark here if child is emerging to the next level.**

### **4. If you are unable to rate this measure, explain why.**

▽ **Desired Result 1:** Children are personally and socially competent







▽ **Indicator:** SOC – Children demonstrate effective social and interpersonal skills

**School Age**

## ► **Measure 5: Friendship**

**Definition:** Child develops one or more close relationships with peers and extends concept of friendship beyond his/her community

### **1. Mark the highest developmental level the child has mastered.**

Developing 	Understanding 	Integrating 	Expanding 	Connecting 
Plays with other known children, focusing on own needs and making limited compromises with playmates  <div> Not yet at first level</div>	Listens to and considers the needs and interests of a friend when they are expressed	On his or her own, considers and acknowledges the perspectives of one or more close friends	Considers the needs and interests of a group of friends and seeks ways to balance those with own interests and needs	Demonstrates concern and caring for children outside his or her community
<b>Examples</b> <ul style="list-style-type: none"><li>► Agrees to play 'pirates' but only if playmate agrees to go outside.</li><li>► Continues to play with playmate even if unsuccessful in coaxing other child into playing his or her way.</li><li>► Tries to coax playmate into playing 'his' way.</li><li>► Persists in playing one way despite requests from playmate to play another way.</li></ul>	<ul style="list-style-type: none"><li>► Asks friend what he wants to do—"Do you want to play inside or outside?"</li><li>► "I'll pick a game we play, then you pick one."</li></ul>	<ul style="list-style-type: none"><li>► Soothes a friend who lost a game, or got 'out.'</li><li>► "I know you like hopscotch, so we can play that first."</li><li>► Acknowledges and respects a friend's opinion even if it is different from his own.</li><li>► "I know you like that book, but I don't think it was good."</li><li>► Asks if a friend knows how to play a game. If he says no, suggests another game.</li></ul>	<ul style="list-style-type: none"><li>► Agrees to watch a movie that isn't his first choice because his friends are watching it.</li><li>► Compromises on game rules when necessary to keep a game moving.</li><li>► Expresses unwavering support for the team, school, or candidate that his friends or parents support.</li></ul>	<ul style="list-style-type: none"><li>► Collects food or supplies to aid children affected by natural disasters.</li><li>► Writes letters or shows interest in children in different parts of the country or world.</li><li>► Sends cards to a children's hospital.</li><li>► Exchanges e-mails with or reads blogs from children who live in other cities.</li></ul>

### **2. Record evidence for this rating here.** (Use back for more space.)







### **3. Mark here if child is emerging to the next level.**

### **4. If you are unable to rate this measure, explain why.**

## ► **Measure 6: Conflict negotiation**

**Definition:** Child resolves conflicts by proposing solutions that consider the needs of others and extends concept of negotiation beyond his/her community

### **1. Mark the highest developmental level the child has mastered.**

Developing  During a conflict with another child, expresses own needs and desires	Understanding  During a conflict, listens to desires of another child and suggests or accepts a mutually agreeable solution	Integrating  Resolves conflicts by proposing solutions that address the desires or rights of everyone in the group	Expanding  Proposes solutions to conflicts that address the desires or rights of everyone in the community (even those who are not known personally)	Connecting  Proposes solutions to conflicts that address the desires or rights of people beyond his or her community
 Not yet at first level				
<b>Examples</b> <ul style="list-style-type: none"> <li>► “I want to play with this now.”</li> <li>► “I got to the swings first, so I get to go first.”</li> <li>► Uses nonverbal communication, such as pointing or gesturing, to show the toy she wants to play with.</li> </ul>	<ul style="list-style-type: none"> <li>► “If you give me a turn, I’ll give it right back to you.”</li> <li>► “His dad is picking him up in ten minutes, so he should go first.”</li> <li>► When playing with dolls, shares the clothing.</li> <li>► Accepts caregiver’s suggestion, “Let’s do rock, paper, scissors.”</li> </ul>	<ul style="list-style-type: none"> <li>► “Let’s vote on this, but when Susana gets back she gets to vote too.”</li> <li>► “We need to save some for David because he’s out sick today, but he worked for this too.”</li> <li>► When playing basketball game of HORSE with younger children, gives them two tries per turn instead of one.</li> <li>► “My friend is out sick today—can we wait until tomorrow to pick parts for the play so she doesn’t miss out?”</li> </ul>	<ul style="list-style-type: none"> <li>► “If they don’t want us skateboarding on the stairs because it isn’t safe, they could build a skate park.”</li> <li>► “I think children who are caught doing graffiti should have to clean up all the walls in the neighborhood.”</li> <li>► Child is part of safety patrol.</li> </ul>	<ul style="list-style-type: none"> <li>► “If two contestants on a reality show do very well, they should split the prize. It’s not fair that one gets second place and doesn’t win anything.”</li> <li>► “If someone finds a winning lottery ticket that someone else lost, then the person that bought it should get the prize.”</li> <li>► Takes action to speak out against injustice (writes a letter, signs a petition).</li> <li>► Participates in a discussion to brainstorm ideas about how to reduce violence in the world.</li> </ul>

### **2. Record evidence for this rating here.** (Use back for more space.)

### **3. Mark here if child is emerging to the next level.**

### **4. If you are unable to rate this measure, explain why.**

▽ **Desired Result 1:** Children are personally and socially competent







▽ **Indicator:** SOC – Children demonstrate effective social and interpersonal skills

**School Age**

## ► **Measure 7: Awareness of diversity: appreciation of differences and similarities**

**Definition:** Children show awareness, acceptance, understanding, and appreciation of others' special needs, genders, family structures, ethnicities, cultures, and languages

### **1. Mark the highest developmental level the child has mastered.**

Developing 	Understanding 	Integrating 	Expanding 	Connecting 
Identifies physical differences and similarities between self and others  <div> Not yet at first level</div>	Expresses awareness of nonphysical differences and similarities between self and others, such as those related to culture, language, family	Makes accommodations for others in the group who are different from him or her	Takes action that shows interest in, and appreciation for, the similarities and differences of people in his or her community (may not know them)	Shows interest in promoting social justice for people beyond his/her community
<b>Examples</b> <ul style="list-style-type: none"><li>► "Her arms are stronger than mine."</li><li>► Finds pictures in magazines of people that look the same as and different from herself.</li><li>► "He and I both wear glasses."</li></ul>	<ul style="list-style-type: none"><li>► "He lives with his grandma and cousins, and I live with my mom."</li><li>► "We should make sure that we choose food for the party that everyone can eat."</li><li>► "We both speak English but Jose speaks Spanish, too."</li><li>► "My friend didn't come to school because he is having a special celebration at home."</li></ul>	<ul style="list-style-type: none"><li>► Helps a child in a wheelchair get something off a high shelf.</li><li>► Suggests new rules for a game to include a child with a disability.</li><li>► "We should write a sign saying 'hello' in different languages, so everybody will feel welcomed."</li><li>► Encourages peers to include children who are different.</li><li>► Ensures that children who are learning English understand the rules before starting a game.</li></ul>	<ul style="list-style-type: none"><li>► Writes a story about the meaning of Martin Luther King Day.</li><li>► Attempts to learn basic vocabulary from a new language.</li><li>► "Let's print the flyers in different languages so everyone's parents can read them."</li><li>► Voluntarily helps to research and plan a field trip to visit different places of worship in his community.</li><li>► Volunteers to participate in organizing a multicultural event (school potluck, variety show, music night, recipe book).</li></ul>	<ul style="list-style-type: none"><li>► Discusses the similarities and differences of women's rights in other countries.</li><li>► Discusses human rights and talks about ways to protect them.</li><li>► Talks about how people shouldn't buy clothes made using child labor.</li></ul>

### **2. Record evidence for this rating here.** (Use back for more space.)

### **3. Mark here if child is emerging to the next level.**

### **4. If you are unable to rate this measure, explain why.**

## ► **Measure 8: Impulse control**

**Definition:** Child shows ability to regulate responses to internal and external stimuli in increasingly broad settings

### **1. Mark the highest developmental level the child has mastered.**

Developing ○	Understanding ○	Integrating ○	Expanding ○	Connecting ○
<b>Responds to adult reminder or direction to control inappropriate impulses</b>  <div>○ Not yet at first level</div>	<b>Applies known rules to manage frustrating situations</b>	<b>Controls impulses independently, understanding the other person's point of view</b>	<b>Controls impulses based on what is right or fair for his or her immediate group</b>	<b>Controls impulses based on the needs of the greater community (people the child does not know)</b>
<b>Examples</b> <ul style="list-style-type: none"> <li>► Expresses her anger or frustration by using words instead of hitting or throwing toys when reminded by staff.</li> <li>► During circle time, if reminded to raise hand, child does so rather than calling out to make comment or answer a question.</li> <li>► Takes a toy from another child without asking, but waits for turn when reminded to.</li> </ul>	<ul style="list-style-type: none"> <li>► Raises hand and waits to be called on to make a comment or ask a question.</li> <li>► When frustrated by the actions of another, refrains from hitting and instead seeks help from an adult.</li> <li>► While waiting for a turn on the computer or in a game, chooses another acceptable activity to do (alternate activity may be suggested by staff).</li> </ul>	<ul style="list-style-type: none"> <li>► While waiting for a staff person, sits down to draw, read, or play something without being directed to.</li> <li>► Suggests a reasonable compromise between what he wants to do and what peer wants to do.</li> <li>► Indicates he will complete his homework before going out to play, because his parents requested it.</li> </ul>	<ul style="list-style-type: none"> <li>► Refrains from participating in a group that is teasing or bullying (because it's not 'fair' or 'nice').</li> <li>► Waits until it is her turn. When asked why, might reply "because they were here first [and it's only fair]."</li> <li>► Without prompting, child agrees to participate in a game of softball, even though she/he 'voted for' soccer, because she accepts 'majority rules' [as what is most fair].</li> <li>► Resists peer pressure, instead choosing to do what is 'right' or 'fair.'</li> </ul>	<ul style="list-style-type: none"> <li>► Turns in found items to lost and found (instead of keeping them for herself).</li> <li>► Returns money when he receives too much change back.</li> <li>► Shows respect for others in the community (doesn't litter, doesn't damage property).</li> </ul>

### **2. Record evidence for this rating here.** (Use back for more space.)

### **3. Mark here if child is emerging to the next level.** ○

### **4. If you are unable to rate this measure, explain why.**

## ► **Measure 9: Follows rules**

**Definition:** Child shows ability to follow rules in increasingly broad settings and understands the purpose of having rules

### **1. Mark the highest developmental level the child has mastered.**

Developing ○	Understanding ○	Integrating ○	Expanding ○	Connecting ○
Follows most program rules, but often needs to be reminded	Follows most rules and understands reasons for rules, even if he or she doesn't always follow them	Follows rules without reminders, even if he or she doesn't want to, and expects others to do the same	Knows and understands rules of the familiar group, and suggests ways to improve them so that they are fair for everyone in the group	Knows and understands rules for the broader community, and suggests ways to improve them so that they are fair for everyone in the community
○ Not yet at first level				
<b>Examples</b>				
<ul style="list-style-type: none"> <li>► Attempts to play with toys at inappropriate times, until reminded not to by staff.</li> <li>► Tries to take an extra turn, but conforms to game rules when reminded by an adult.</li> </ul>	<ul style="list-style-type: none"> <li>► Follows rules when suggested by peers or teachers, "You have to go to the end of the line because you're out."</li> <li>► Reminds others to "follow the rules."</li> </ul>	<ul style="list-style-type: none"> <li>► Sits out willingly when it's no longer his turn.</li> <li>► Expresses disappointment or disapproval when others do not follow the rules.</li> <li>► Puts name on list to use the computer and waits turn; tells other child who is trying to use it out of turn to "put your name on the list."</li> <li>► Readily goes to the back of the line when 'out' or sits out when it's no longer his turn.</li> </ul>	<ul style="list-style-type: none"> <li>► Suggests that children pick names out of a hat to decide teams because it's 'only fair' and everyone gets a chance at the best players.</li> <li>► Suggests that game rules be changed to include more people.</li> <li>► Suggests that it's 'OK' to change rules if it's 'for a good reason.'</li> <li>► Suggests a rotating schedule/sign-up sheet for using the computer so everyone gets a turn.</li> </ul>	<ul style="list-style-type: none"> <li>► Suggests that older children wait until 3:30 before using the playground so that younger children can access play structures by themselves.</li> <li>► Suggests changing the rules for dropping off children so it will be safer.</li> <li>► Suggests that children who are traffic guards should be allowed an extra five minutes before being marked late.</li> </ul>

### **2. Record evidence for this rating here.** (Use back for more space.)

### **3. Mark here if child is emerging to the next level.** ○

### **4. If you are unable to rate this measure, explain why.**

▽ **Desired Result 1:** Children are personally and socially competent








▽ **Indicator: LANG** – Children show growing abilities in communication and language

**School Age**

## ► **Measure 10: Comprehension of oral language**

**Definition:** Child shows understanding of increasingly varied and complex oral language by responding appropriately (acting or communicating)

### **1. Mark the highest developmental level the child has mastered.**

Developing 	Understanding 	Integrating 	Expanding 	Connecting 	Applying 
<b>Shows understanding of simple language and oral directions</b>  <div> Not yet at first level</div>	<b>Shows understanding of more varied language, conversation, and stories</b>	<b>Shows understanding of increasingly complex conversation and vocabulary</b>	<b>Shows understanding of indirect or playful language and expressions</b>	<b>Shows understanding of new concepts he or she hears by relating them to personal experiences</b>	<b>Draws appropriate conclusions from conversation, stories or songs and applies them to situations he or she may not have experienced</b>
<b>Examples</b> <ul style="list-style-type: none"><li>► Understands simple stories that are read to her.</li><li>► Retells the major events of a story that is read or told.</li><li>► Shows understanding of 1- or 2-step directions that are part of a familiar routine or activity (even if he does not follow the steps).</li></ul>	<ul style="list-style-type: none"><li>► Discusses a movie, demonstrating basic understanding of the plot.</li><li>► Re-tells some details of a story he has heard using simple vocabulary.</li><li>► Shows understanding of 1- or 2-step directions for a new or unfamiliar routine or activity.</li></ul>	<ul style="list-style-type: none"><li>► Re-tells stories that use complex vocabulary and language in her own words.</li><li>► Shows understanding of unrelated 3- and 4-step directions for a new or unfamiliar art or cooking activity.</li><li>► Answers 'why' and 'how' questions about conversations or stories heard.</li></ul>	<ul style="list-style-type: none"><li>► Enjoys language-related humor, such as jokes that include puns or other word play.</li><li>► Understands what a friend means when she says, "I have a ton of homework!"</li><li>► Understands that words can have several meanings (figures of speech, puns, metaphors).</li><li>► Recognizes and understands sarcasm such as a competitor saying, "I really hope you win," or "No kidding."</li></ul>	<ul style="list-style-type: none"><li>► Relates a new idea from a group discussion on what is fair or just to an injustice he has experienced.</li><li>► When hearing about a business that closed, tells friend about someone he knows who has lost her job.</li><li>► Relates conversation about equal rights movement to her right to try out for football team.</li><li>► Compares a holiday from a different culture to a similar one she celebrates.</li></ul>	<ul style="list-style-type: none"><li>► Upon hearing about a historical event, such as the potato famine in Ireland, suggests what might have been done to prevent it.</li><li>► After seeing a movie that takes place in another country, draws conclusions about life for children in that country.</li><li>► Talks about how some songs tell stories about other people's lives and can help you understand things from their point of view.</li></ul>

### **2. Record evidence for this rating here.** (Use back for more space.)

### **3. Mark here if child is emerging to the next level.**

### **4. If you are unable to rate this measure, explain why.**



▽ **Desired Result 1:** Children are personally and socially competent

▽ **Indicator:** LANG – Children show growing abilities in communication and language

**School Age**

## ► **Measure 11: Expression of oral language**

**Definition:** Child uses oral language to communicate clearly and effectively

### **1. Mark the highest developmental level the child has mastered.**

Developing ○	Understanding ○	Integrating ○	Expanding ○	Connecting ○	Applying ○
<b>Creates longer sentences by using words like “if,” “when” and “because”</b>  <div>○ Not yet at first level</div>	<b>Describes events or experiences in logical, sequential order</b>	<b>Combines sentences to create a complete, logical story or idea that includes descriptive words and follows basic rules of grammar</b>	<b>Uses increasingly complex vocabulary and grammar to communicate more effectively and fully</b>	<b>Uses language to express complex ideas and opinions and to be persuasive</b>	<b>Uses language to clearly express complex thoughts about hypothetical ideas (not personally experienced), connecting them to previous experiences and drawing conclusions</b>
<b>Examples</b> <ul style="list-style-type: none"><li>► Says such things as, “When I went to my dad’s house, we played in the pool because it was hot outside.”</li><li>► “If we finish our homework, we can go outside to play, right?”</li><li>► “I like this kind of snack, because we get to help mix the dough and bake the muffins.”</li></ul>	<ul style="list-style-type: none"><li>► Tells events of a story in the correct order.</li><li>► Accurately explains the steps required to play a game.</li><li>► Explains to new child, “It’s snack time now. We have to wash our hands before snack. After snack, we get to play games.”</li></ul>	<ul style="list-style-type: none"><li>► Uses correct subject-verb agreement for regular verbs, such as, “I wash my hands and she washes her hands.”</li><li>► Uses simple (-s) plurals correctly.</li><li>► Uses contractions, such as, “I wasn’t here yesterday.”</li><li>► Tells a story about something that has happened, presenting a main idea and organizing details.</li><li>► Conveys basic points/moral/theme/ main ideas of a story.</li></ul>	<ul style="list-style-type: none"><li>► Uses correct subject-verb agreement for irregular verbs, such as, ‘fall/fell/fallen.’</li><li>► Uses more complex vocabulary to describe, with details, a wide range of feelings and experiences.</li><li>► Uses indirect speech (where what is said differs from what is meant), such as irony.</li><li>► Uses more complex plurals correctly, such as ‘mouse/mice.’</li></ul>	<ul style="list-style-type: none"><li>► Talks about ideas such as friendship, loyalty, or her culture and traditions.</li><li>► States and defends opinions, such as “I think we shouldn’t have to wear uniforms to school because...”</li></ul>	<ul style="list-style-type: none"><li>► Describes in some detail future plans, such as going to college.</li><li>► Suggests how and why baby-sitting would be good practice for becoming a teacher.</li></ul>

**2. Record evidence for this rating here.** (Use back for more space.)

**3. Mark here if child is emerging to the next level.** ○

**4. If you are unable to rate this measure, explain why.**



▽ **Desired Result 2:** Children are effective learners







▽ **Indicator:** LRN – Children show interest, motivation, and persistence in their approaches to learning

**School Age**

## ► **Measure 12: Pursuit of understanding**

**Definition:** Child uses strategies and resources to pursue knowledge about new materials, topics, or ideas

### **1. Mark the highest developmental level the child has mastered.**

Developing 	Understanding 	Integrating 	Expanding 	Connecting 
<b>Demonstrates interest in finding out about new or unfamiliar activities or subjects</b>	<b>Demonstrates effort to understand by asking focused questions</b>	<b>Asks others for alternative resources or strategies to learn about something unfamiliar</b>	<b>Independently pursues effective strategies or resources for gaining better understanding about something new</b>	<b>Compares pros and cons of different resources and strategies</b>
 Not yet at first level				
<b>Examples</b> <ul style="list-style-type: none"><li>► Visits centers or tables, examining or manipulating activities and objects provided.</li><li>► Watches intently when shown step by step how to catch a bug.</li><li>► Explores new games with friends.</li></ul>	<ul style="list-style-type: none"><li>► Watches/observes others engaged in a game and asks specific questions about how to play.</li><li>► During cooking time, wants to know why we use certain ingredients.</li><li>► Asks specific questions about why a story or movie character did what he did.</li></ul>	<ul style="list-style-type: none"><li>► When unsure of what a good next move would be, will ask advice from someone who knows the game well or read the game instructions.</li><li>► While playing 'hangman,' looks around the room at bulletin boards or posters for letters.</li><li>► Follows suggestion to look through books or on the Internet to find more information about dinosaurs, polar bears, horses, etc.</li><li>► Masters one level in a game and, after several attempts, asks others who know the game how to beat the next level.</li></ul>	<ul style="list-style-type: none"><li>► When getting to know a new friend who speaks a different language, she uses words that she has learned in that language.</li><li>► Uses the Internet to find the lyrics to a new song.</li><li>► Independently uses the encyclopedia or the Internet to answer unfamiliar trivia questions.</li><li>► Expresses interest in space exploration and refers to books, Internet, and other people to learn more about it.</li></ul>	<ul style="list-style-type: none"><li>► Talks about reasons to use one resource or strategy vs. another.</li><li>► Organizes information from multiple sources in a table, chart or folder.</li><li>► "On the internet you can just type a word and it will find all the web pages about it. In an encyclopedia you have to look it up yourself."</li></ul>

### **2. Record evidence for this rating here.** (Use back for more space.)

### **3. Mark here if child is emerging to the next level.**

### **4. If you are unable to rate this measure, explain why.**

► **Measure 13: Task persistence**

**Definition:** Child persists in an activity of his/her choice even in the face of difficulty or challenge

**1. Mark the highest developmental level the child has mastered.**

Developing ○	Understanding ○	Integrating ○	Expanding ○	Connecting ○
<b>Maintains interest and participation in an activity of his or her choice over time</b>  <div>○ Not yet at first level</div>	<b>Maintains interest and participation in challenging or multi-step activities of his or her choice over time, but can be easily</b>	<b>Persists in challenging or multi-step activities of his or her choice, despite obstacles</b>	<b>Uses a variety of strategies to overcome obstacles to persist in a challenging activity of choice</b>	<b>Identifies what new skills are necessary to improve in an activity or subject of choice, and pursues those skills</b>
<b>Examples</b> <ul style="list-style-type: none"> <li>► Requests the same story at story time.</li> <li>► Wants to play kickball every day.</li> <li>► Plays with finger paints again and again.</li> <li>► Completes bead necklace or lanyard project, maintaining interest for at least 15 minutes.</li> <li>► Plays same game many times in an effort to improve.</li> </ul>	<ul style="list-style-type: none"> <li>► Returns to an activity several days in a row (tracks crystal growth each day on a chart).</li> <li>► Starts an art project, then is distracted by a friend, but comes back to finish the project.</li> <li>► Works on floor puzzles until snack but comes back to finish after snack.</li> </ul>	<ul style="list-style-type: none"> <li>► Continues to play a computer game, even when she has trouble getting past a certain level.</li> <li>► Catches new bugs for science activity after the first group escapes.</li> <li>► Working with clay, is precise at reconstructing building after some pieces collapse.</li> <li>► Continues sewing project even after making mistakes and having to redo parts.</li> </ul>	<ul style="list-style-type: none"> <li>► Reworks a drawing over and over using different tools and looking at models to improve the outcome, until he is satisfied.</li> <li>► After many unsuccessful attempts to play a new game, seeks advice, reads strategy book, or watches others succeed until she is successful.</li> <li>► Proofreads and rewrites her campaign speech for student council after getting input from others and looking at resources on public speaking.</li> </ul>	<ul style="list-style-type: none"> <li>► Learns how to read sheet music to improve in playing the drums.</li> <li>► Seeks ways to improve specific drawing skills by looking in a book or on the Internet for tips on how to effectively mix colors.</li> </ul>

**2. Record evidence for this rating here.** (Use back for more space.)

**3. Mark here if child is emerging to the next level.** ○

**4. If you are unable to rate this measure, explain why.**

## ► **Measure 14: Memory/knowledge**

**Definition:** Child shows awareness of past experiences and remembers information about people or things that can be used as a basis for making logical predictions about new situations or experiences

### **1. Mark the highest developmental level the child has mastered.**

Developing ○	Understanding ○	Integrating ○	Expanding ○	Connecting ○
Remembers some details of a simple story or event	Remembers and retells sequence of related events that happened in the past or in books	Makes sense of a new situation based on personal experience/knowledge	Makes logical predictions about future events based on past experience	Makes logical predictions about things or ideas he or she has never personally experienced by applying knowledge/
○ Not yet at first level				
<b>Examples</b> <ul style="list-style-type: none"> <li>► Remembers the basic features of a story read the day before.</li> <li>► Remembers and tells a few details about where he went on vacation.</li> <li>► Describes a science project she did last week.</li> </ul>	<ul style="list-style-type: none"> <li>► Describes steps (in order) of a class gardening project that has been going on for a few weeks.</li> <li>► Describes how they watched the development of a butterfly and what they saw at each stage of the butterfly's growth.</li> <li>► Writes or draws about 3 or 4 parts of a story and retells the story in a logical sequence.</li> <li>► Retells sequence of playing with a block structure, including designing, building and disassembling.</li> </ul>	<ul style="list-style-type: none"> <li>► "This game is the same as HORSE, except we just have to spell PIG, so it's easier."</li> <li>► Puts together a 10-piece (or more) puzzle never seen before, using strategies learned working on puzzles in the past, such as starting with the corners and edges.</li> <li>► Tells another child how to make a good move in a new board or computer game based on her experience with another, similar game.</li> <li>► Hears a new type of music and says, "That's sounds a lot like techno."</li> </ul>	<ul style="list-style-type: none"> <li>► "I think I'll enjoy this book because I like all the books I've read by this author."</li> <li>► Predicts the leaves are going to fall off the trees because they have just changed colors.</li> <li>► "I'm going to love this movie, because I loved [the actor] in [another movie]."</li> <li>► "My little sister will probably be scared of the fireworks because she was scared last time."</li> </ul>	<ul style="list-style-type: none"> <li>► "I think [this professional athlete] won't play as well this year because he just had surgery on his shoulder."</li> <li>► Thinks she can fix an electric clock because she has previously fixed an electric radio.</li> <li>► "I bet the feeling astronauts have when they are in space is a little like what we feel when we are swimming under water."</li> <li>► "I don't think I'll be afraid of flying because we learned about how airplanes work."</li> </ul>

### **2. Record evidence for this rating here.** (Use back for more space.)

### **3. Mark here if child is emerging to the next level.** ○

### **4. If you are unable to rate this measure, explain why.**

## ► **Measure 15: Cause and effect relationships**

**Definition:** Child shows awareness and understanding of the connection between causes and effects in increasingly complex settings

### **1. Mark the highest developmental level the child has mastered.**

Developing ○	Understanding ○	Integrating ○	Expanding ○	Connecting ○
Describes either the cause or effect of a familiar event or situation	Shows understanding of a simple cause-effect sequence	Makes a logical prediction of a simple cause-effect event	Describes complex cause and effect sequences or events based on things he or she could experience or has experienced	Predicts complex cause-effect sequences that he or she has never witnessed or experienced personally
○ Not yet at first level				
<b>Examples</b> <ul style="list-style-type: none"> <li>► Says why her tower fell over—“because it was too high.”</li> <li>► Says what happens when you leave the cap off the marker—“It dries out.”</li> </ul>	<ul style="list-style-type: none"> <li>► “Our plants died because they didn’t have enough water and sunlight.”</li> <li>► “If I spin around fast, I get dizzy.”</li> <li>► “If you leave apples out of the recipe, it won’t be apple pie.”</li> <li>► Sees a balloon being blown up and covers ears in anticipation that it may pop.</li> </ul>	<ul style="list-style-type: none"> <li>► “If you line up the dominoes, they will all fall down if you bump just one.”</li> <li>► States that his paper plane is going to fly far because its wings are big.</li> <li>► Provides logical answer to “What do you think will happen if. . .?” Says, “If we mix green and orange paints together it will turn brown.”</li> <li>► “Don’t play with matches—you could catch your clothes on fire.”</li> </ul>	<ul style="list-style-type: none"> <li>► Explains ways that light, water, and soil help a seed grow. “Without one of those things a plant might die.”</li> <li>► Describes the relationship between a healthy lifestyle and physical, emotional and social wel. eing—“If I go to sleep late, it’s hard to concentrate in school the next day.”</li> <li>► Describes why it’s important to drink water when playing sports that involve a lot of running.</li> </ul>	<ul style="list-style-type: none"> <li>► Predicts what will happen if the earth’s temperature continues to increase (the glaciers will melt and there will be flooding).</li> <li>► Predicts what will happen to an ecosystem if a species becomes extinct (the food chain will be disturbed).</li> <li>► Predicts that dumping oil down the gutter drain will end up in the ocean and poison sea life.</li> </ul>

### **2. Record evidence for this rating here.** (Use back for more space.)

### **3. Mark here if child is emerging to the next level.** ○

### **4. If you are unable to rate this measure, explain why.**

## ► **Measure 16: Problem-solving**

**Definition:** Child uses logical and effective strategies to solve problems in increasingly broad settings

### **1. Mark the highest developmental level the child has mastered.**

Developing ○	Understanding ○	Integrating ○	Expanding ○	Connecting ○
Develops a strategy or uses trial and error to solve a simple problem	Attempts different, reasonable ways of solving a problem (based on past experience), even if not always successful	Shows understanding of the cause(s) of a problem and suggests a logical solution	Proposes several reasonable alternatives to solve a problem facing him or her	Generates logical alternative solutions for problems that he or she has not actually experienced, considering multiple viewpoints
○ Not yet at first level				
<b>Examples</b> <ul style="list-style-type: none"> <li>► When building a tower that collapses, uses alternative strategy to make it better, such as using a bigger block for the base.</li> <li>► When children can't decide who should go first, suggests 'rock, paper, scissors.'</li> <li>► Figures out what holds two objects together best in an art project by trying out glue, tape, and paper clips.</li> </ul>	<ul style="list-style-type: none"> <li>► When playing T-ball, changes the way he holds the bat or stands to hit the ball better.</li> <li>► Solves a picture puzzle by first putting edge pieces together or pieces that are the same color.</li> <li>► Uses known troubleshooting strategies to solve a computer problem (restarting the computer).</li> </ul>	<ul style="list-style-type: none"> <li>► When computer does not turn on, checks the cables to make sure they are well connected.</li> <li>► Levels a wobbly table by measuring the gap with her finger, folding up a piece of cardboard, and pushing it under the table leg.</li> <li>► Suggests lowering the basketball hoop because not many children are able to make a basket where it is now.</li> </ul>	<ul style="list-style-type: none"> <li>► Talks about multiple strategies for solving logic puzzles such as Rubic's Cube.</li> <li>► Playing scavenger hunt, proposes alternatives, such as splitting up the list, grouping items into locations, or finding the easiest items first.</li> <li>► When faced with a policy he doesn't like, such as 'no skateboarding,' finds out how it can be changed and proposes reasonable alternatives.</li> <li>► Generates several options for sharing the computer or sporting equipment.</li> </ul>	<ul style="list-style-type: none"> <li>► Generates logical recommendations for dealing with problems such as world hunger, pollution, or global warming.</li> <li>► Develops alternative logical solutions to the problem of where to locate recycling stations, taking into account the needs of various groups.</li> </ul>

### **2. Record evidence for this rating here.** (Use back for more space.)

### **3. Mark here if child is emerging to the next level.** ○

### **4. If you are unable to rate this measure, explain why.**

► **Measure 17: Demonstrates inventiveness/inventive play**

**Definition:** Child shows creativity and inventiveness in play and problem-solving in increasingly broad settings

**1. Mark the highest developmental level the child has mastered.**

Developing ○	Understanding ○	Integrating ○	Expanding ○	Connecting ○
Carries out roles in an extended pretend-play sequence	Independently “invents” new uses for toys or materials as part of pretend play	Invents logical ways to adapt or change games or activities to “fit” the situation	Invents (or describes an invention) that can resolve a problem that she can relate to personally or that might affect him or her	Describes inventions or innovative thoughts that address problems related to people, places, or things he or she has not personally experienced
○ Not yet at first level				
<b>Examples</b> <ul style="list-style-type: none"> <li>► Acts like a mom or dad in pretend play.</li> <li>► Takes on roles, such as waiter/waitress, postal carrier, store clerk, or superhero.</li> </ul>	<ul style="list-style-type: none"> <li>► Independently and spontaneously thinks to use different-sized and shaped boxes to create something like a city, store, or robot.</li> <li>► Uses a blue LEGO piece to replace a missing blue piece from a different game.</li> <li>► Playing store clerk, uses box for cash register and construction paper for play money.</li> </ul>	<ul style="list-style-type: none"> <li>► Uses string, tape, cones or chairs to mark off a smaller-sized basketball court so that younger children can run the distance more easily.</li> <li>► Rethinks pattern on a bead project when she runs out of a color.</li> <li>► Invents a new rule for a basketball game so a child in a wheelchair can play.</li> <li>► Changes rules of game to allow more players to participate (using the five corners of a star instead of four corners of a square to play 5-square instead of 4-square).</li> </ul>	<ul style="list-style-type: none"> <li>► Suggests putting a sign on the place mats to remind children to wash hands before lunch because a lot of children have been forgetting to wash.</li> <li>► “If I had a time machine, I could travel back in time to find out about my family’s history.”</li> <li>► “If we had a weather machine, we could control the weather every day.”</li> <li>► Describes a jump rope that has a timer inside that tells you when your turn is up.</li> </ul>	<ul style="list-style-type: none"> <li>► Describes an invention that uses swings to generate electricity and save energy.</li> <li>► Provides a description of how to build a spaceship using recycled materials and how it might work.</li> <li>► Describes how a ‘pill to cure world hunger’ might work.</li> </ul>

**2. Record evidence for this rating here.** (Use back for more space.)

**3. Mark here if child is emerging to the next level.** ○

**4. If you are unable to rate this measure, explain why.**

► **Measure 18: Number sense: basic math skills (operations)**

**Definition:** Child shows understanding of, and correctly performs, math operations (addition, subtraction, multiplication, and division)

**1. Mark the highest developmental level the child has mastered.**

Developing ○	Understanding ○	Integrating ○	Expanding ○	Connecting ○	Applying ○
Counts at least 10 objects correctly without counting an object more than once  ○ Not yet at first level	Solves simple adding and subtracting problems with one-digit numbers	Solves problems by adding and subtracting numbers with at least two digits each	Solves multiplication problems involving numbers from 0 to 10	Multiplies and divides multi-digit numbers by single-digit numbers (12 x 5 or 15/3)	Knows how to set up and solve real-life problems using fractions and decimals
<b>Examples</b> <ul style="list-style-type: none"> <li>► Counts at least ten beans, buttons, blocks, cookies, etc., correctly while playing.</li> <li>► Counts at least 10 objects using pictures in a story.</li> <li>► Helps to set the table at snack time for at least 10 children by counting out number of plates as he puts them down.</li> </ul>	<ul style="list-style-type: none"> <li>► Says how many will be left if you 'take away' four blocks from a group of nine blocks.</li> <li>► Says how many they will have if they have three animal crackers and are given two more.</li> <li>► In a board-game, adds up what is showing on two dice to determine the number of spaces they can move.</li> </ul>	<ul style="list-style-type: none"> <li>► Determines total score in a card game by adding two two-digit numbers, such as 12 plus 23.</li> <li>► Subtracts two-digit numbers like 53 minus 24, while playing a game like math bingo or while doing homework.</li> </ul>	<ul style="list-style-type: none"> <li>► Determines how many children are needed to play a basketball game with two teams of five children each.</li> <li>► Uses multiplication while playing a game like Yahtzee, such as "I got four 6's—that's 24."</li> <li>► While playing Scrabble, lands on a triple-word space, and correctly multiplies word score of 7 by 3 to get 21.</li> </ul>	<ul style="list-style-type: none"> <li>► Determines how many days of school are left using multiplication (12 weeks x five days).</li> <li>► Divides 20 snacks among five children using division.</li> <li>► In a card game, determines how many cards to hand out if there are four players and all 52 cards in the deck are used.</li> </ul>	<ul style="list-style-type: none"> <li>► Determines how much it will cost to buy 14 pairs of scissors at \$2.20/pair.</li> <li>► Figures out how much baking powder is needed when doubling a recipe that requires one quarter teaspoon.</li> <li>► Makes correct change when given \$5.00 for an item costing \$2.50.</li> </ul>

**2. Record evidence for this rating here.** (Use back for more space.)

**3. Mark here if child is emerging to the next level.** ○

**4. If you are unable to rate this measure, explain why.**



► **Measure 19: Shapes**

**Definition:** Child shows understanding of 2 and 3 dimensional shapes and manipulates them

**1. Mark the highest developmental level the child has mastered.**

Developing ○	Understanding ○	Integrating ○	Expanding ○	Connecting ○	Applying ○
Describes characteristics and differences of basic shapes	Sorts familiar objects by attributes such as shape, number of corners, or size, and describes strategy used for sorting	Puts two-dimensional shapes together or takes shapes apart to form other two-dimensional shapes	Identifies, classifies, and describes three-dimensional objects (cube, sphere, cone, or cylinder)	Describes components or makes models of, three-dimensional objects using two-dimensional shapes	Identifies or creates two-dimensional views of three-dimensional objects
○ Not yet at first level					
<b>Examples</b>					
<ul style="list-style-type: none"> <li>► Asks for something round to make circle-shaped eyes on a pizza face.</li> <li>► Names and describes shapes of blocks while matching them to their pictures on storage shelves.</li> <li>► Identifies and describes circles and rectangles in his environment, such as clocks and tables.</li> </ul>	<ul style="list-style-type: none"> <li>► Stacks smaller items on top of larger ones to build tower, explaining why largest blocks are on the bottom.</li> <li>► Describes strategy to sort objects (cards, books) by shape or size.</li> <li>► Sorts beads by shapes and sizes and explains how they are sorting (round versus square ones).</li> </ul>	<ul style="list-style-type: none"> <li>► Puts two triangular halves of her sandwich together, showing someone she has formed a square.</li> <li>► Cuts a rectangular piece of paper into two to get a triangle for an art project.</li> <li>► Uses standard shapes to form a mosaic or quilt pattern on paper.</li> </ul>	<ul style="list-style-type: none"> <li>► Describes the difference between a square and a cube.</li> <li>► Identifies which three-dimensional objects they would need to build a model rocket.</li> <li>► Identifies and describes three-dimensional objects in her environment.</li> </ul>	<ul style="list-style-type: none"> <li>► Uses a piece of paper to make a three-dimensional cone.</li> <li>► Makes a cube out of 6 cut out squares.</li> <li>► Identifies that a pyramid has triangles on the sides, and a square on the bottom.</li> <li>► Identifies that a spinning coin looks like a ball.</li> </ul>	<ul style="list-style-type: none"> <li>► Draws a picture of the earth, with shading, attempting to show it is a three-dimensional object.</li> <li>► Draws a picture of a house, showing lines receding. (shows perspective in drawing).</li> <li>► Identifies that a picture of a house is a representation of a box.</li> </ul>

**2. Record evidence for this rating here.** (Use back for more space.)

**3. Mark here if child is emerging to the next level.** ○

**4. If you are unable to rate this measure, explain why.**



## ► **Measure 20: Time**

**Definition:** Child shows understanding of concept of time and increasing ability to measure and tell time

### **1. Mark the highest developmental level the child has mastered.**

Developing ○	Understanding ○	Integrating ○	Expanding ○	Connecting ○	Applying ○
Connects some events with specific points in time, and accurately refers to events in the past, present, or future  ○ Not yet at first level	Tells day and time to the nearest half hour	Understands the relationship between hours, minutes, days, and months and tells the date and time to the nearest quarter hour	Calculates duration of time in hours (using subtraction or addition) and accurately tells time to the nearest minute	Make time unit conversions (from hours to minutes, from minutes to days, etc.)	Calculates duration of time using multiplication, division, fractions, equations or inequalities
<b>Examples</b> <ul style="list-style-type: none"> <li>► Correctly points out, "Yesterday Auntie took me to the movies."</li> <li>► Correctly points out, "Next week there's no school 'cause it's vacation."</li> <li>► Correctly points out, "I have soccer practice today at 4 o'clock."</li> <li>► Correctly points out, "My mom visits Grandma for lunch on Saturdays."</li> <li>► Knows the month of his or her birthday.</li> </ul>	<ul style="list-style-type: none"> <li>► Accurately reads time on the hour or half hour.</li> <li>► Points to the correct day of the week on a calendar.</li> <li>► Begins to clean up or wraps up a game after looking at the clock and noticing it will soon be time to leave.</li> </ul>	<ul style="list-style-type: none"> <li>► Accurately describes when an event happened or will happen using terms like 'a week ago' or 'next month.'</li> <li>► "At midnight tonight, it will be my birthday."</li> <li>► "In one week and one day, this year will be over."</li> <li>► "It's 4:15."</li> <li>► "Only 15 minutes left."</li> </ul>	<ul style="list-style-type: none"> <li>► Figures out how much time something will last (if a 2-hour movie starts at 2:00, it will end at 4:00).</li> <li>► Figures out how much time has passed between the start of the school day and the end of the school day (to the nearest hour).</li> <li>► Looks at clock and correctly tells time to the nearest minute.</li> </ul>	<ul style="list-style-type: none"> <li>► Figures out that a 1.5 hour movie is 90 minutes long, or vice versa.</li> <li>► "Driving from here to New York will take 36 hours, that is one and a half days."</li> </ul>	<ul style="list-style-type: none"> <li>► When making decorations for a party, says, "It takes us about 5 minutes to make one. We need to make 10, so it will take about 50 minutes."</li> <li>► Figures out how fast she reads a page by dividing the time it took to read the whole book by the number of pages.</li> </ul>

### **2. Record evidence for this rating here.** (Use back for more space.)

### **3. Mark here if child is emerging to the next level.** ○

### **4. If you are unable to rate this measure, explain why.**

▽ **Desired Result 2:** Children are effective learners

▽ **Indicator: MATH** – Children show **interest** in real-life mathematical concepts

**School Age**

## ► **Measure 21: Measurement**

**Definition:** Child shows understanding of measurement units, tools and techniques, and uses measurement to solve problems involving length, weight or volume

### **1. Mark the highest developmental level the child has mastered.**

Developing ○	Understanding ○	Integrating ○	Expanding ○	Connecting ○	Applying ○
Makes direct comparisons between two or more objects in terms of their length, weight, or volume  ○ Not yet at first level	Uses something in the environment as a measuring unit or tool to compare the length, weight or volume of two or more objects	Measures the length, weight or volume of objects to the nearest unit such as inch, centimeter or ounce	Measures length, weight or volume, accurately by using appropriate units of measurement (inches and feet or ounces and pounds)	Solves problems involving perimeter (the distance around a room) or area (the amount of floor or ceiling space within a room)	Solves problems involving the surface area or volume of three-dimensional objects
<b>Examples</b> <ul style="list-style-type: none"><li>► Puts two objects next to each other and says, "This one is taller."</li><li>► Points to a container that holds more sand than another container.</li><li>► Picks the heaviest rock from a small pile by comparing one to another.</li></ul>	<ul style="list-style-type: none"><li>► Uses string or feet to measure two sides of the sandbox and identifies which is longer.</li><li>► Measures the volume of two different buckets by comparing the number of handfuls of sand (or cups of water) it takes to fill them.</li></ul>	<ul style="list-style-type: none"><li>► Uses a ruler to measure the height of a plant to the nearest inch or centimeter.</li><li>► Uses a ruler to measure the length of the sides of a gingerbread house to the nearest inch or centimeter.</li><li>► Uses a tape measure to measure the height of another child to the nearest inch or centimeter.</li></ul>	<ul style="list-style-type: none"><li>► When cooking, selects the appropriate measuring tool(s) to accurately measure ingredients (measuring cups, spoons, or scales).</li><li>► Uses appropriate units to measure distance, such as how many feet and inches it is from the door to the playground.</li><li>► Chooses the appropriate scale to accurately measure the weight of an object to the nearest pound and ounce.</li></ul>	<ul style="list-style-type: none"><li>► Finds the perimeter of a new piece of equipment to determine if it will fit in a corner of the room.</li><li>► Determines the area of the playground to see if it will fit a regulation-sized basketball court by measuring the length and width and multiplying them.</li><li>► Determines the area and perimeter of a wall to figure out the size of a mural with a frame that will fit there.</li></ul>	<ul style="list-style-type: none"><li>► Determines the surface area of a shoebox to be covered with construction paper for a diorama.</li><li>► Solves puzzles or brain teasers involving surface area or volume.</li><li>► Determines if there is room in the cupboard to fit something by comparing the volume of the object and the space to put it in.</li><li>► Measures the inside of an audio cabinet to see if the new stereo will fit.</li></ul>

### **2. Record evidence for this rating here.** (Use back for more space.)

### **3. Mark here if child is emerging to the next level.** ○

### **4. If you are unable to rate this measure, explain why.**

▽ **Desired Result 2:** Children are effective learners

▽ **Indicator:** LIT – Children demonstrate emerging literacy skills

**School Age**

## ► **Measure 22: Interest in literacy**

**Definition:** Child shows increasing interest in literacy activities (stories, books, writing, reading, maps)

### **1. Mark the highest developmental level the child has mastered.**

Developing ○	Understanding ○	Integrating ○	Expanding ○	Connecting ○	Applying ○
<b>Seeks out, looks at, or listens to a variety of reading materials</b>  <div>○ Not yet at first level</div>	<b>Participates in reading activities that link the story to the outside world</b>	<b>Uses reading and writing skills to extend play or learning activities</b>	<b>Selects appropriate reading and writing resources for a specific purpose</b>	<b>Chooses and persists with reading and writing activities that increase his or her mastery of literacy skills</b>	<b>Uses reading activities to independently explore, describe, and/or try to understand feelings and experiences of self or others</b>
<b>Examples</b> <ul style="list-style-type: none"><li>► Asks adult to read a book about a favorite topic.</li><li>► Listens to a book being read.</li><li>► Pretends to read a book.</li><li>► Incorporates books and other literacy materials into play (uses pens, pencils, magazines, paper).</li></ul>	<ul style="list-style-type: none"><li>► Compares stories by saying, "This story is not as funny as the one you read yesterday" or "There was a dog in the other book, too."</li><li>► Makes up new words to a song that are related to a story.</li><li>► While participating in a discussion about a story that involves fire trucks, mentions the fire station in her neighborhood.</li></ul>	<ul style="list-style-type: none"><li>► Chooses to read or write in free time.</li><li>► Tries to find a book by a specific author or subject.</li><li>► Plays simple versions of word games (Scrabble Jr., Mad Libs, or crossword puzzles).</li><li>► Chooses to write a short story or to make a poster or 'comic strip' that includes text.</li></ul>	<ul style="list-style-type: none"><li>► Uses 'word wall' or bulletin boards to learn new words.</li><li>► Seeks out specific magazines about topics she is interested in (birds, superheroes, fantasy).</li><li>► Uses a graph, table, or map to obtain information.</li><li>► Uses an outline handout to help complete writing assignment.</li></ul>	<ul style="list-style-type: none"><li>► Practices writing skills through poetry, story writing, songwriting, etc.</li><li>► Plays word-based board-games such as Boggle, Upwords, and Scrabble.</li><li>► Uses spell check on the computer or electronic dictionary.</li></ul>	<ul style="list-style-type: none"><li>► Reads lyrics and talks about the feelings the musician is trying to convey.</li><li>► Uses music, stories, or poetry to gain insight into how others with experiences similar to his own express themselves.</li><li>► Reads a diary of a slave to gain insight into what it was like to live as a slave.</li></ul>

### **2. Record evidence for this rating here.** (Use back for more space.)

### **3. Mark here if child is emerging to the next level.** ○

### **4. If you are unable to rate this measure, explain why.**

▽ **Desired Result 2:** Children are effective learners

▽ **Indicator:** LIT – Children demonstrate emerging literacy skills

**School Age**

## ► **Measure 23: Decoding (word recognition and use)**

**Definition:** Child shows increasing recognition and understanding of letters and words

### **1. Mark the highest developmental level the child has mastered.**

Developing ○	Understanding ○	Integrating ○	Expanding ○	Connecting ○	Applying ○
Recognizes and names at least half of the printed alphabet letters  <div>○ Not yet at first level</div>	Identifies simple/familiar sight words and simple sentences	Sounds out written multi-syllable words that he or she knows	Figures out new, multi-syllable words by using strategies (sounding them out, using knowledge of prefixes such as “un,” “dis,” or “pre,” breaking the word up)	When reading, independently uses dictionary and/or other resources (thesaurus, encyclopedia, Internet) to learn meanings of unfamiliar words	Uses word knowledge to explain meaning of words to others
<b>Examples</b> <ul style="list-style-type: none"><li>► Says the names of letters observed in the program (on bulletin boards, cubbies).</li><li>► Plays age-appropriate word-based games, such as ‘Alphabet Bingo’.</li></ul>	<ul style="list-style-type: none"><li>► Recognizes written words like ‘the,’ ‘have,’ ‘said,’ ‘come,’ ‘give,’ ‘of.’</li><li>► Sounds out written words such as ‘cat,’ ‘bat,’ ‘hat,’ ‘fat.’</li><li>► Strings together familiar words to read a simple story.</li><li>► Plays age-appropriate word-based games, such as ‘Match Word.’</li><li>► When being read to, points to words and ‘reads’ them.</li></ul>	<ul style="list-style-type: none"><li>► Reading an age-appropriate book, sounds out words such as ‘supper,’ ‘practice,’ ‘feelings.’</li><li>► Sounds out written words in the environment such as ‘basketball,’ ‘parent,’ ‘friendship,’ and ‘adios.’</li></ul>	<ul style="list-style-type: none"><li>► When reading a book, figures out the meaning of words such as ‘unfamiliar,’ ‘discomfort,’ or ‘pregame’ from his knowledge of prefixes.</li><li>► Sounds out new multi-syllable words on a poster, using context of poster theme to help figure them out.</li><li>► When reading instructions for a game, uses context to figure out word meanings.</li></ul>	<ul style="list-style-type: none"><li>► When reading a science book, uses the glossary to learn the meaning of a new term.</li><li>► Uses an online encyclopedia to research a report on an unfamiliar topic, such as ‘euthanasia.’</li><li>► When writing a poem, uses a thesaurus to look for new words.</li></ul>	<ul style="list-style-type: none"><li>► Describes the difference between the two meanings of sound in sentences like, “The creaking sound makes me wonder if the bridge is sound.”</li><li>► Repeats request from teacher to speak softly by saying “please speak quietly.”</li><li>► Explains the meaning of a difficult word that is unfamiliar to a friend.</li></ul>

### **2. Record evidence for this rating here.** (Use back for more space.)

### **3. Mark here if child is emerging to the next level.** ○

### **4. If you are unable to rate this measure, explain why.**

## ► **Measure 24: Writing**

**Definition:** Child demonstrates increasing understanding and achievement of written communication skills

### **1. Mark the highest developmental level the child has mastered.**

Developing ○	Understanding ○	Integrating ○	Expanding ○	Connecting ○	Applying ○
Writes own name and simple words using letters that are formed correctly-or almost correctly <div>○ Not yet at first level</div>	Writes simple words or short phrases (may not be spelled correctly)	Creates text of two or more sentences, using mostly accurate spelling and basic rules of writing, such as capital letters and periods	Writes clear and coherent sentences about a topic to express opinions and communicate with others	Works to improve writing skills, challenging him- or herself to create more complex written material	Uses written language to inform, persuade, or share ideas with others, writing stories, poems, and/or journals
<b>Examples</b> <ul style="list-style-type: none"> <li>► Writes by moving left to right and top to bottom.</li> <li>► Asks how to write some letters, and then tries to write them.</li> <li>► Writes own name almost correctly but could include a mirror image of letters or similar mistake.</li> <li>► Draws a picture of a dog and writes the word 'dog' with letters formed almost correctly.</li> </ul>	<ul style="list-style-type: none"> <li>► Writes a simple message on the board, like someone's name or a few words.</li> <li>► Creates a simple 'menu' when playing restaurant (may be only a few words).</li> <li>► Sounds out and writes words, even if not spelled correctly, ('HOWS' for house and 'FAMLE' for family), when making art or writing stories.</li> </ul>	<ul style="list-style-type: none"> <li>► Creates an invitation or card.</li> <li>► Writes a short message to a parent or friend.</li> <li>► Creates simple flyers or posters for a special event.</li> </ul>	<ul style="list-style-type: none"> <li>► Writes paragraph with descriptive sentences about a topic.</li> <li>► Writes letters to friends.</li> <li>► Creates instructions for a game he invented.</li> <li>► Writes stories (ten or more sentences) with details about characters, plot, events, etc.</li> </ul>	<ul style="list-style-type: none"> <li>► Creates stories of at least three paragraphs, with beginning, middle and ending, including illustrations, captions, etc.</li> <li>► Looks up words in a thesaurus to improve story.</li> <li>► Proofreads a story before rewriting on paper to be bound into a book or posted in the room.</li> </ul>	<ul style="list-style-type: none"> <li>► Initiates a 'petition' to express the opinions of children in the program to staff.</li> <li>► Writes a letter to the school principal about policy or the local newspaper about a community issue.</li> <li>► Writes a song about a current event.</li> <li>► Writes stories, poems, and/or journals to convey feelings or opinions.</li> </ul>

### **2. Record evidence for this rating here.** (Use back for more space.)

### **3. Mark here if child is emerging to the next level.** ○

### **4. If you are unable to rate this measure, explain why.**

# ► **Measure 25: Comprehension of written materials**

**Definition:** Child shows increasing understanding of written materials and applies this knowledge in increasingly broad settings

## **1. Mark the highest developmental level the child has mastered.**

Developing ○	Understanding ○	Integrating ○	Expanding ○	Connecting ○	Applying ○
Shows knowledge of basic plot by retelling (in correct sequence) the main events in a book read to him/her  ○ Not yet at first level	Retells the central idea of a short or simple story he or she has read	Shows understanding of the basic plot in a book he or she has read by sequencing the main events	Shows knowledge of the plot and the details in a book read by him/her	Relates characters, themes (ideas) or factual information from one written item to other written items he or she has read	Draws conclusions and makes generalizations (applies knowledge to other situations supporting his/her position) from what he or she has read and prior knowledge
<b>Examples</b> <ul style="list-style-type: none"> <li>► Explains the steps of planting a seed after reading "The Carrot Seed."</li> <li>► Retells a story by placing story picture cards or flannel board pictures in order.</li> <li>► Pretends to be a child who turns into a monster and becomes the king of the monsters after hearing the book, "Where the Wild Things Are."</li> </ul>	<ul style="list-style-type: none"> <li>► Says, "The little dog got lost and he is trying to get back home," about a book he read.</li> <li>► Reads text on a web page and says, "This tells you about whales."</li> </ul>	<ul style="list-style-type: none"> <li>► Says, "The little dog got lost. First he went to the police officer for help, then the milkman, then the lady in the store. At the end he found his house."</li> <li>► Reads text on a web page and says, "This tells you why whales are so large, where they live, what they do, and how many there are."</li> </ul>	<ul style="list-style-type: none"> <li>► Reads stories and accurately retells what she has read.</li> <li>► Reads and understands instructions for a game.</li> <li>► Reads and uses a recipe to bake cookies.</li> <li>► Reads instructions about how to build a model and explains them to someone else.</li> </ul>	<ul style="list-style-type: none"> <li>► Traces a character through a series (e.g., Harry Potter), "I thought he was funnier in this other book."</li> <li>► Compares one story character to another.</li> <li>► Compares information about a soccer team from information read in two or more newspaper articles.</li> </ul>	<ul style="list-style-type: none"> <li>► Compares stories read to real-life situations—"That could never happen because we do not have those powers in real life."</li> <li>► Reads a chapter of a book set in the past or the future and talks about how things are different compared to the present.</li> <li>► Reads a book about space exploration and discusses how a day in the life of an astronaut is the same as or different from that of other types of explorers.</li> </ul>

## **2. Record evidence for this rating here.** (Use back for more space.)

## **3. Mark here if child is emerging to the next level.** ○

## **4. If you are unable to rate this measure, explain why.**

▽ **Desired Result 3:** Children show physical and motor competence

▽ **Indicator: MOT** – Children demonstrate an increased proficiency in **motor skills**

**School Age**

► **Measure 26: Movement and coordination (gross motor skills)**

**Definition:** Child moves different parts of body or whole body with increasing coordination and integration

**1. Mark the highest developmental level the child has mastered.**

Developing ○	Understanding ○	Integrating ○	Expanding ○	Connecting ○
Uses large motor skills to move body in active play  <div>○ Not yet at first level</div>	Coordinates multiple large muscle movements during activities	Participates in extended or integrated physical activities but may perform slowly and/or thoughtfully	Performs a sequence of physical activities/ movement patterns smoothly and quickly	Performs complex movements in coordination with others (dance routines, coordinated sport plays)
<b>Examples</b> ► Hops, gallops, or skips. ► Runs and jumps over objects.	► Runs back and forth between cones. ► Changes direction while hopping from one square to another, as in hopscotch. ► Swings from hoops. ► Pumps legs and swings on a swing. ► Climbs up slide and slides down. ► Walks on a balance beam.	► Climbs a play structure with coordination. ► Jumps rope. ► Learns simple dance or drill routines by following leader. ► Participates in simple sports activities, such as shooting baskets, touch football, kicking a ball back and forth, playing catch, dribbling a basketball.	► Performs a series of movements together to make a short solo routine (dance, martial arts or gymnastics). ► Participates in drills to practice skills using large muscles, such as dribbling and shooting a basketball or running while kicking a soccer ball down a field.	► Performs coordinated dance or drill routine combining song, hand clapping, and footwork with others in the group. ► Performs coordinated group athletics or team sports, such as soccer, football, or basketball.

**2. Record evidence for this rating here.** (Use back for more space.)

**3. Mark here if child is emerging to the next level.** ○

**4. If you are unable to rate this measure, explain why.**



▽ **Desired Result 3:** Children show physical and motor competence







▽ **Indicator: MOT** – Children demonstrate an increased proficiency in motor skills

**School Age**

► **Measure 27: Dexterity (fine motor skills)**

**Definition:** Child demonstrates ability to manipulate small objects with his or her hands with increasing coordination and integration of movements

**1. Mark the highest developmental level the child has mastered.**

Developing 	Understanding 	Integrating 	Expanding 	Connecting 
Uses fingers to manipulate small objects or tools  <div> Not yet at first level</div>	Uses simple tools effectively and with increasing accuracy	Uses increasingly refined movements to produce or create something but may perform slowly and/or thoughtfully	Performs fine motor activities smoothly, effectively, and quickly	Performs complex fine motor activities while doing other physical or social activities
<b>Examples</b> <ul style="list-style-type: none"><li>► Handles and arranges magnetic letters of the alphabet or pegs on a pegboard.</li><li>► Strings together medium or large beads.</li><li>► Uses pencil or crayon to produce recognizable shapes, letters, or characters.</li></ul>	<ul style="list-style-type: none"><li>► Uses scissors easily and accurately to cut out pictures following lines.</li><li>► Uses a ruler to draw a straight line or a stencil to create shapes.</li><li>► Uses staplers, hole-punchers, etc., for art or craft projects.</li></ul>	<ul style="list-style-type: none"><li>► Works with clay, making hair on a clay figure using a pointed tool to draw lines.</li><li>► Exhibits increasing control with a pencil by writing smaller letters and using regular lined paper.</li><li>► Performs the following activities slowly and thoughtfully:<ul style="list-style-type: none"><li>► Puts together a puzzle with small pieces.</li><li>► Uses fuse beads to make a picture.</li></ul></li></ul>	<ul style="list-style-type: none"><li>► Easily uses a pencil or pen to write in cursive.</li><li>► Performs the following activities smoothly, effectively and quickly:<ul style="list-style-type: none"><li>► Builds a model with small pieces.</li><li>► Uses keyboard with fluency.</li></ul></li></ul>	<ul style="list-style-type: none"><li>► Writes or types while talking.</li><li>► Plays a guitar while talking or singing.</li><li>► Navigates a computer game while listening to another child.</li></ul>

**2. Record evidence for this rating here.** (Use back for more space.)

**3. Mark here if child is emerging to the next level.** 

**4. If you are unable to rate this measure, explain why.**



▽ **Desired Result 4:** Children are safe and healthy

▽ **Indicator:** SH – Children show an emerging awareness and practice of **safe** and **healthy** behavior

**School Age**

► **Measure 28: Personal care routines**

**Definition:** Child shows increasing independence in following personal care routines

**1. Mark the highest developmental level the child has mastered.**

Developing	Understanding	Integrating	Expanding
<p>○</p> <p><b>Follows rules of good personal care only when reminded</b></p> <p>○ Not yet at first level</p>	<p>○</p> <p><b>Follows rules of good personal care with few reminders or little encouragement</b></p>	<p>○</p> <p><b>Independently practices good personal care on a regular basis</b></p>	<p>○</p> <p><b>Encourages good personal care among others</b></p>
<p><b>Examples</b></p> <ul style="list-style-type: none"><li>► Follows rules or routines to wash hands before or after eating only when reminded by staff.</li><li>► Covers mouth when coughing only when reminded by staff.</li><li>► Ties or closes shoes when reminded.</li><li>► When reminded, puts on warm clothes before going out in cold.</li></ul>	<ul style="list-style-type: none"><li>► When given the choice, practices personal hygiene in some situations or some of the time (sometimes covers mouth when coughing; remembers to wash hands after using the bathroom, but may forget to wash before eating).</li><li>► Sometimes remembers to use tissues when needed, but sometimes needs reminder.</li><li>► Sometimes remembers to dress warmly before going out in cold, but sometimes needs reminders.</li></ul>	<ul style="list-style-type: none"><li>► Washes hands before eating and after using the toilet without being asked or reminded.</li><li>► Independently uses tissues when needed.</li><li>► Covers mouth when coughing without being reminded.</li><li>► Dresses warmly before going out in cold weather.</li><li>► Independently keeps shoes tied or fastened.</li></ul>	<ul style="list-style-type: none"><li>► Helps younger child wash hands thoroughly.</li><li>► Tells another to use soap when washing hands.</li><li>► Reminds others to cover mouth when coughing or use tissue when needed.</li><li>► Suggests to friend to get her raincoat because it is raining out.</li><li>► Notices and points out a friend's shoe is untied during a running game.</li></ul>

**2. Record evidence for this rating here.** (Use back for more space.)

**3. Mark here if child is emerging to the next level.** ○

**4. If you are unable to rate this measure, explain why.**

▽ **Desired Result 4:** Children are safe and healthy






▽ **Indicator:** SH – Children show an emerging awareness and practice of **safe** and **healthy** behavior

**School Age**

## ► **Measure 29: Safety**

**Definition:** Child shows increasing independence in following rules for personal safety

### **1. Mark the highest developmental level the child has mastered.**

Developing	Understanding	Integrating	Expanding
 <b>Follows safety rules only when reminded</b>  <div> Not yet at first level</div>	 <b>Follows safety rules sometimes or with few reminders or little encouragement</b>	 <b>Follows safety rules independently and on a regular basis</b>	 <b>Participates in establishing rules and procedures that are safe for specific activities</b>
<b>Examples</b> <ul style="list-style-type: none"><li>► When reminded, follows rule for safely entering the room one at a time, instead of rushing and pushing through the door.</li><li>► When reminded, keeps gate to playground closed.</li><li>► When reminded, asks for assistance to retrieve something from a high or dangerous place (a ball that is on the roof).</li></ul>	<ul style="list-style-type: none"><li>► Observes some safety boundaries, such as not walking in front of and behind someone swinging a bat, but may need reminders.</li><li>► Uses caution when jumping off of equipment sometimes, but not always.</li><li>► Handles scissors safely (when using or carrying), but may need reminders.</li></ul>	<ul style="list-style-type: none"><li>► Independently looks both ways before crossing the street.</li><li>► Consistently carries scissors pointing down while walking.</li><li>► Regularly uses caution when walking in front of moving swings or slide that others are using.</li><li>► Stops a throwing game when someone walks through the game (to avoid hitting them).</li></ul>	<ul style="list-style-type: none"><li>► Initiates procedures for safety, such as drawing 'boundaries' for a game of jump-rope so people who are passing by won't get hurt.</li><li>► Reminds other children of safety rules.</li><li>► Identifies potential safety problems—"Let's store the heaviest blocks on the lowest shelves so they won't fall on anyone."</li><li>► "Let's move the reading center away from the door, so people don't get hit when it's opened."</li></ul>

**2. Record evidence for this rating here.** (Use back for more space.)

**3. Mark here if child is emerging to the next level.** 

**4. If you are unable to rate this measure, explain why.**

▽ **Desired Result 4:** Children are safe and healthy

▽ **Indicator:** SH – Children show an emerging awareness and practice of **safe** and **healthy** behavior

**School Age**

► **Measure 30: Understanding healthy lifestyle**

**Definition:** Child shows increasing independence in making healthy lifestyle choices

**1. Mark the highest developmental level the child has mastered.**

Developing	Understanding	Integrating	Expanding
<p>○</p> <p><b>Makes healthy choices when reminded or encouraged</b></p> <p>○ Not yet at first level</p>	<p>○</p> <p><b>Makes healthy choices with few reminders or little encouragement</b></p>	<p>○</p> <p><b>Makes healthy choices independently and on a regular basis</b></p>	<p>○</p> <p><b>Encourages others to make healthy choices</b></p>
<p><b>Examples</b></p> <ul style="list-style-type: none"><li>► Eats fruit for snack when provided.</li><li>► Wears hat on a sunny day when reminded.</li><li>► Follows suggestion to clean up art project early to be ready when parent arrives for pick-up.</li></ul>	<ul style="list-style-type: none"><li>► When allowed to make choices, sometimes, but not always, chooses healthy food.</li><li>► Needs few reminders to plan ahead.</li><li>► With little encouragement, agrees to put on sunscreen when playing outside on a sunny day.</li></ul>	<ul style="list-style-type: none"><li>► When allowed to make choices, regularly chooses healthy food, such as fruits or vegetables.</li><li>► Sets own schedule to complete work, avoiding last-minute rush.</li><li>► Resists peer pressure to make unhealthy choices.</li><li>► Independently chooses to avoid intense physical activity when sick or tired.</li></ul>	<ul style="list-style-type: none"><li>► Debates benefit of alternatives to candy and soft drinks on-site.</li><li>► Brainstorms with peers how to get school work done early to reduce stress in their lives.</li><li>► Engages in discussion about resisting negative peer pressure.</li><li>► Makes posters for program about healthy lifestyle choices.</li><li>► Discusses the benefits of making food choices using the food pyramid.</li></ul>

**2. Record evidence for this rating here.** (Use back for more space.)

**3. Mark here if child is emerging to the next level.** ○

**4. If you are unable to rate this measure, explain why.**

▽ **Desired Result 4:** Children are safe and healthy






▽ **Indicator:** SH – Children show an emerging awareness and practice of **safe** and **healthy** behavior

**School Age**

► **Measure 31: Exercise and fitness**

**Definition:** Child shows increasing independence in participating in exercise and fitness activities

**1. Mark the highest developmental level the child has mastered.**

Developing	Understanding	Integrating	Expanding
<p></p> <p>Participates in active physical activity only when strongly encouraged</p> <div> Not yet at first level</div>	<p></p> <p>Participates in active physical activity with some reminders or little encouragement</p>	<p></p> <p>Participates in active physical activity independently and on a regular basis</p>	<p></p> <p>Encourages others to engage in regular physical activity</p>
<p><b>Examples</b></p> <ul style="list-style-type: none"><li>► Participates in basketball or soccer game only when encouraged by another child.</li><li>► Participates in adult-guided physical activities, such as a hike or nature walk, with encouragement.</li></ul>	<ul style="list-style-type: none"><li>► Sometimes chooses to play outside, but occasionally needs a reminder.</li><li>► Sometimes chooses to participate in organized physical activities, such as a dance or drill team.</li></ul>	<ul style="list-style-type: none"><li>► Independently chooses to play an outside sport game during free choice time.</li><li>► Regularly participates in a variety of physical activities, such as a dance or drill team.</li></ul>	<ul style="list-style-type: none"><li>► Proposes formation of after-school soccer team.</li><li>► Designs poster about benefits of regular exercise.</li><li>► Helps organize physically active game.</li><li>► “Let’s play soccer outside instead of sitting in front of the computer.”</li></ul>

**2. Record evidence for this rating here.** (Use back for more space.)

**3. Mark here if child is emerging to the next level.** 

**4. If you are unable to rate this measure, explain why.**