

EEC Supportive Child Care Expansion

December 2006 / June 2007



MASSACHUSETTS
**Department of
Early Education and Care**

Massachusetts
Department of
Social Services

Caring for kids

Supportive Child Care

FY 2007 New Funding/Requirements

- The Legislature provided new funding for early education and care services to ~800 children currently on DSS waiting lists.
- EEC/DSS to track DSS children who needed early education and care and place them in supportive settings.
- No waiting list should exist for services.
- EEC/DSS to jointly file a report to Legislature and Administration and Finance on any projected funding deficiencies in order to serve all children on waiting list.



Supportive Child Care

Background

- Provides child care for children with active protective cases with the Department of Social Services (DSS).
- FY2006 - \$50M served 4,105 children, approximately \$12,000/child.
- DSS determines family's child care needs and manages all referrals and placements through its area offices.
- EEC manages administration.
- FY 2006 - Services funded through 153 Supportive Child Care Contracts, awarded in January 2000.
- Standard provider rate includes \$14.50/day add-on, per child, to support transportation and case management services.



Survey of DSS Program Staff and collection of Waiting List data

- EEC and DSS surveyed all area offices to determine existing practices in October 2006
- DSS collected waiting list data for all children under supervision of Social Services due to abuse or neglect. Data included the date each child was placed on waitlist, their dates of birth and their zip codes.



DSS Waiting List Process November 2006

- No connected system/statewide waiting list.
- Kept separate from EEC centralized waiting list
- No current statewide procedure for determining priority
- DSS Child Care Coordinators use self selected priority categories.
 - Social Worker's request (7%)
 - Needs of child and family (21%)
 - Risks that exist for the child in the home (32%)
 - Need of placement (11%)
 - Domestic Violence (14%)
 - Homelessness (7%)
 - Date of referral (11%)
 - 51A Status (7%)
 - Mental Health Issues (4%)
 - Family on verge of care and protection (C&P) (4%)



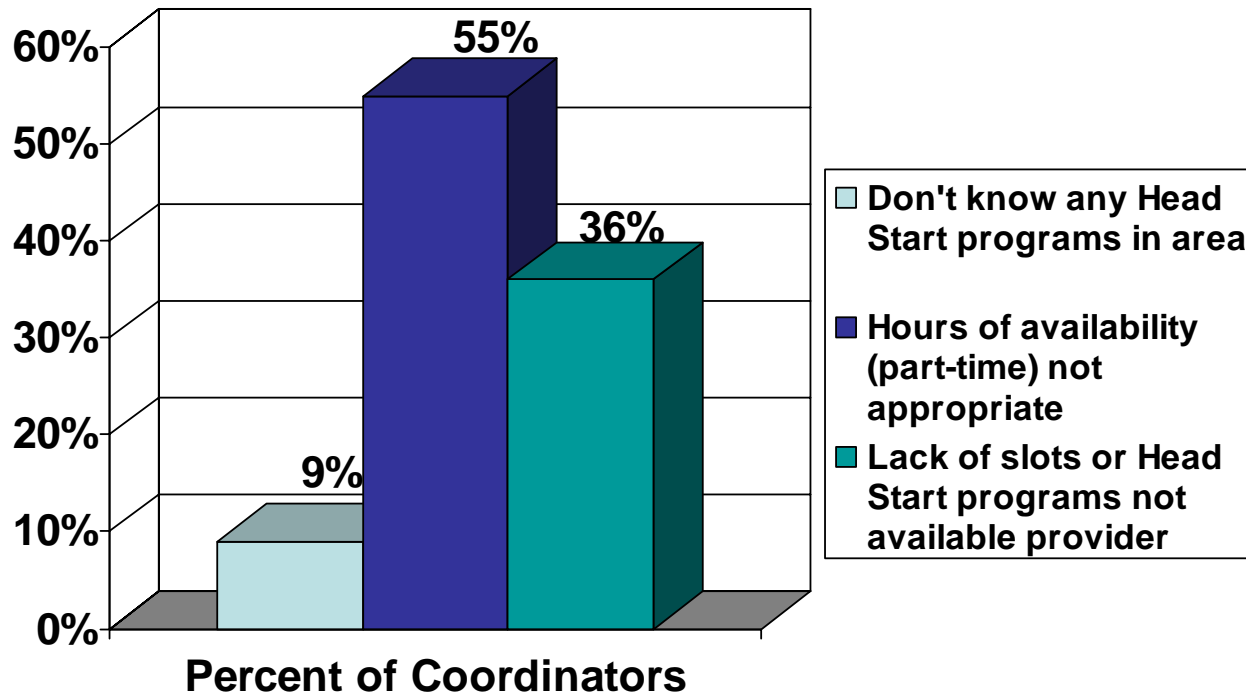
Lack of Supportive Child Care Capacity by Age Group

Age	Number of Coordinators citing lack of capacity
Infant	14 (50%)
Toddler	9 (32%)
Preschool	5 (18%)
Kindergarten	10 (36%)
School Age	17 (61%)



Coordination Between Head Start and DSS

- Over a third of Child Care Coordinators do not place children in Head Start Programs.



DSS Waiting List

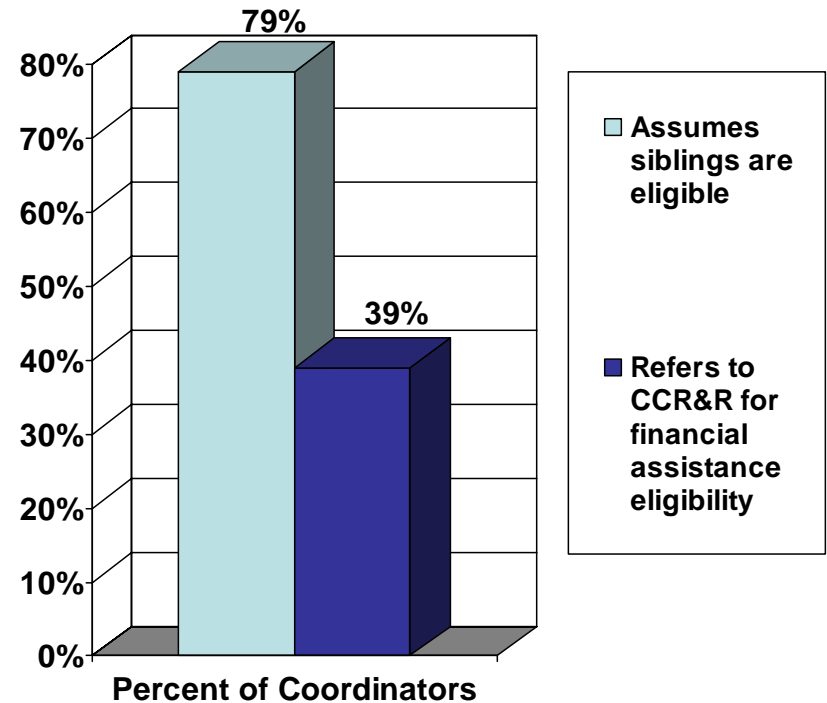
Age	Number of Children Waiting	Average Length of Stay on Waitlist
Infant	270	4.5 months
Toddler	217	3.5 months
Preschool	267	3.0 months
School Age	320	4.2 months

- Total Number of Children on Waitlist 1074
- Barriers to placing children in slots
 - Providers don't take the age needed. Too few providers take infants
 - Lack of flexibility in slots (would like to use a slot for any age child)
 - Lack of providers in many areas
 - No transportation in some areas. Providers will not transport into other towns
 - Child care hours are not long enough for parents who work.



Sibling Referrals by Social Workers

- Most Social Workers will refer additional siblings in the family who they think need child care.
- Of those social workers who refer additional siblings, 44% refer regardless of their 51A status if they identify a need for child care



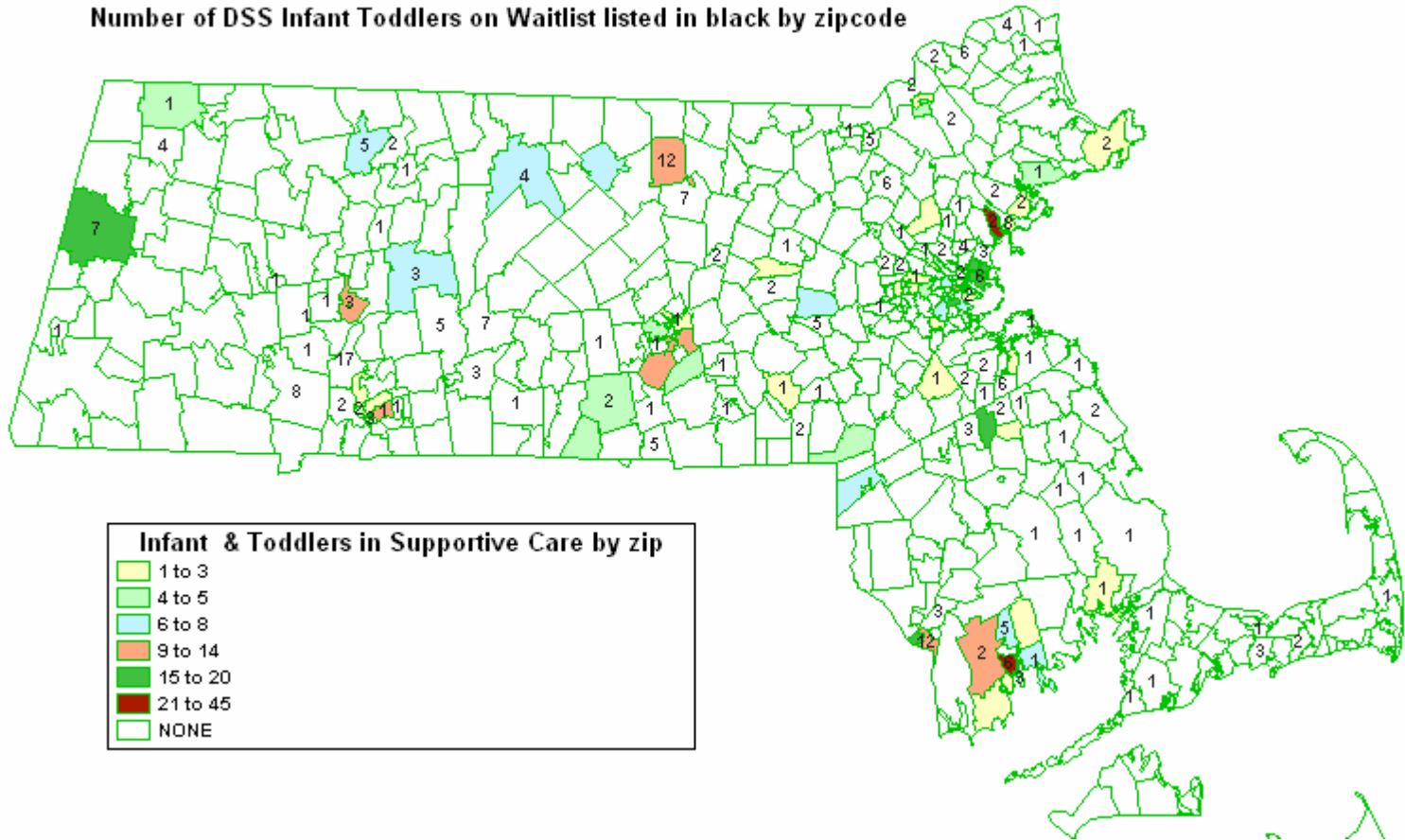
Mapping the Project

- Using DSS waiting list data, EEC Supportive Contract data, and Head Start data; the agencies could map the areas of supply and demand for the project.



Number of Supportive Infant/Toddlers in Care by Zipcode

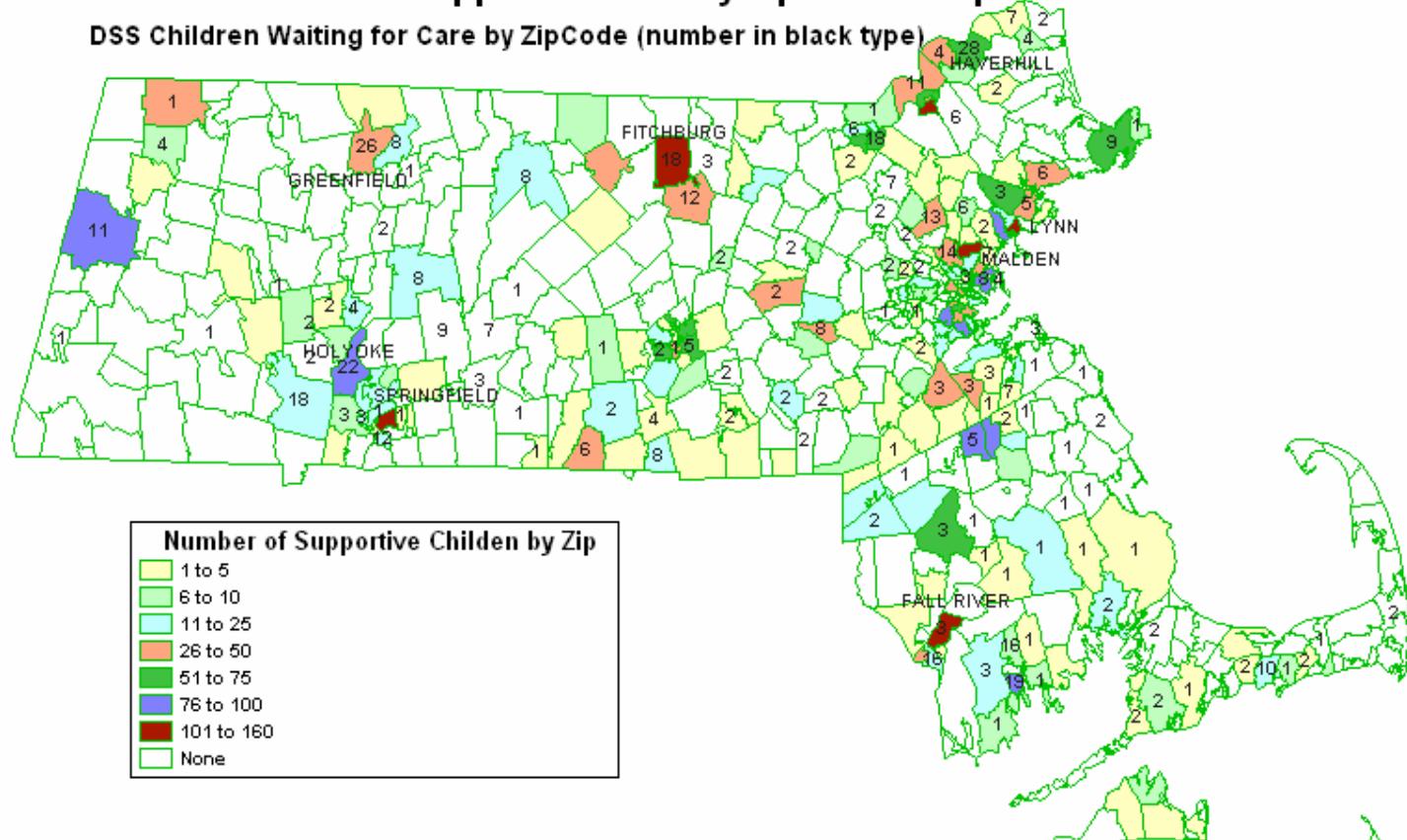
Number of DSS Infant Toddlers on Waitlist listed in black by zipcode



DSS Waiting Lists and Location of EEC Supportive Contracted Programs Does Not Always Match

Number of Children in Supportive Care by Zip Code - September 2006

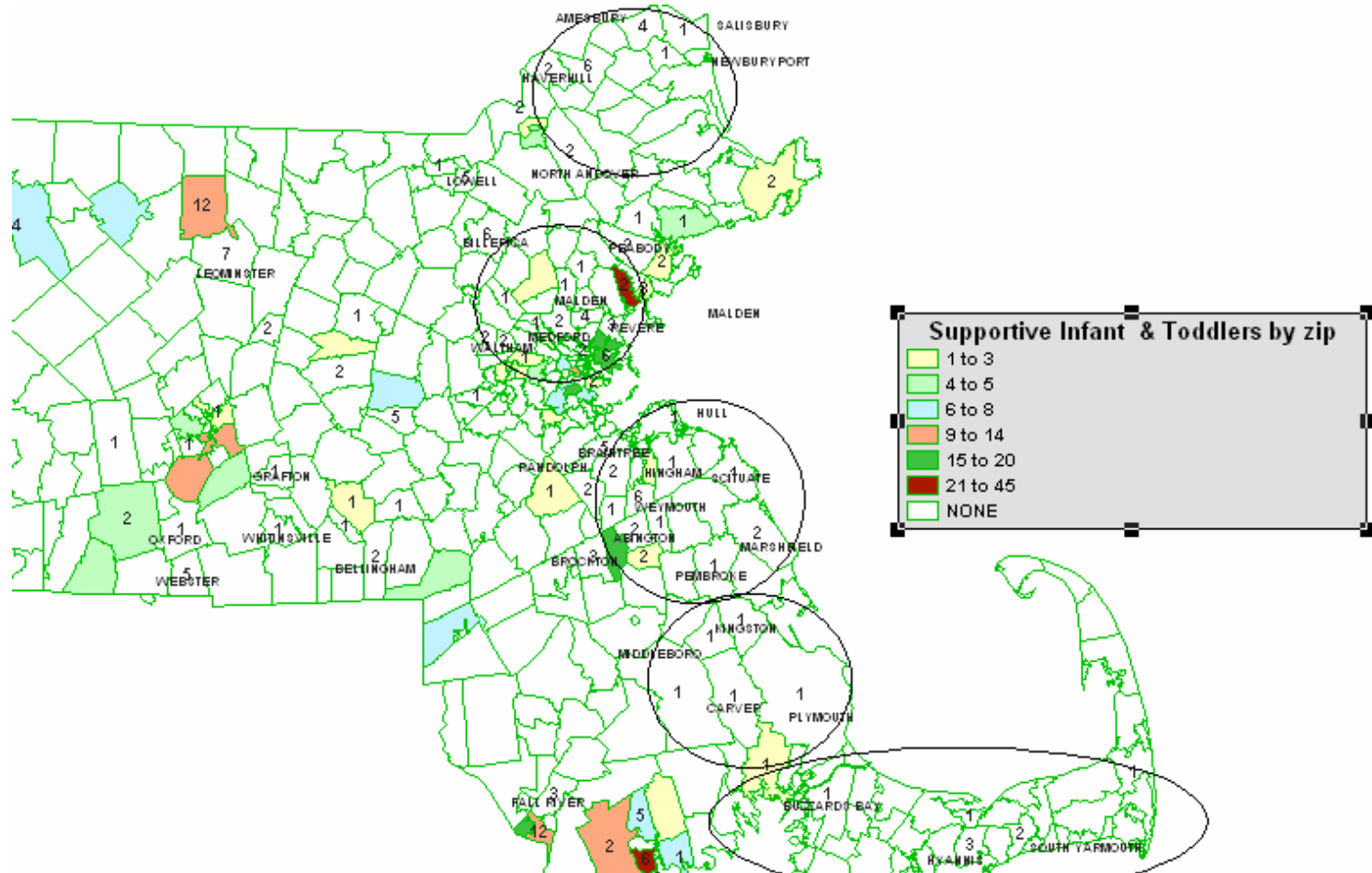
DSS Children Waiting for Care by ZipCode (number in black type)



Colored zip code areas show where there are supportive contracts. Numbers are children in that area on waitlist.



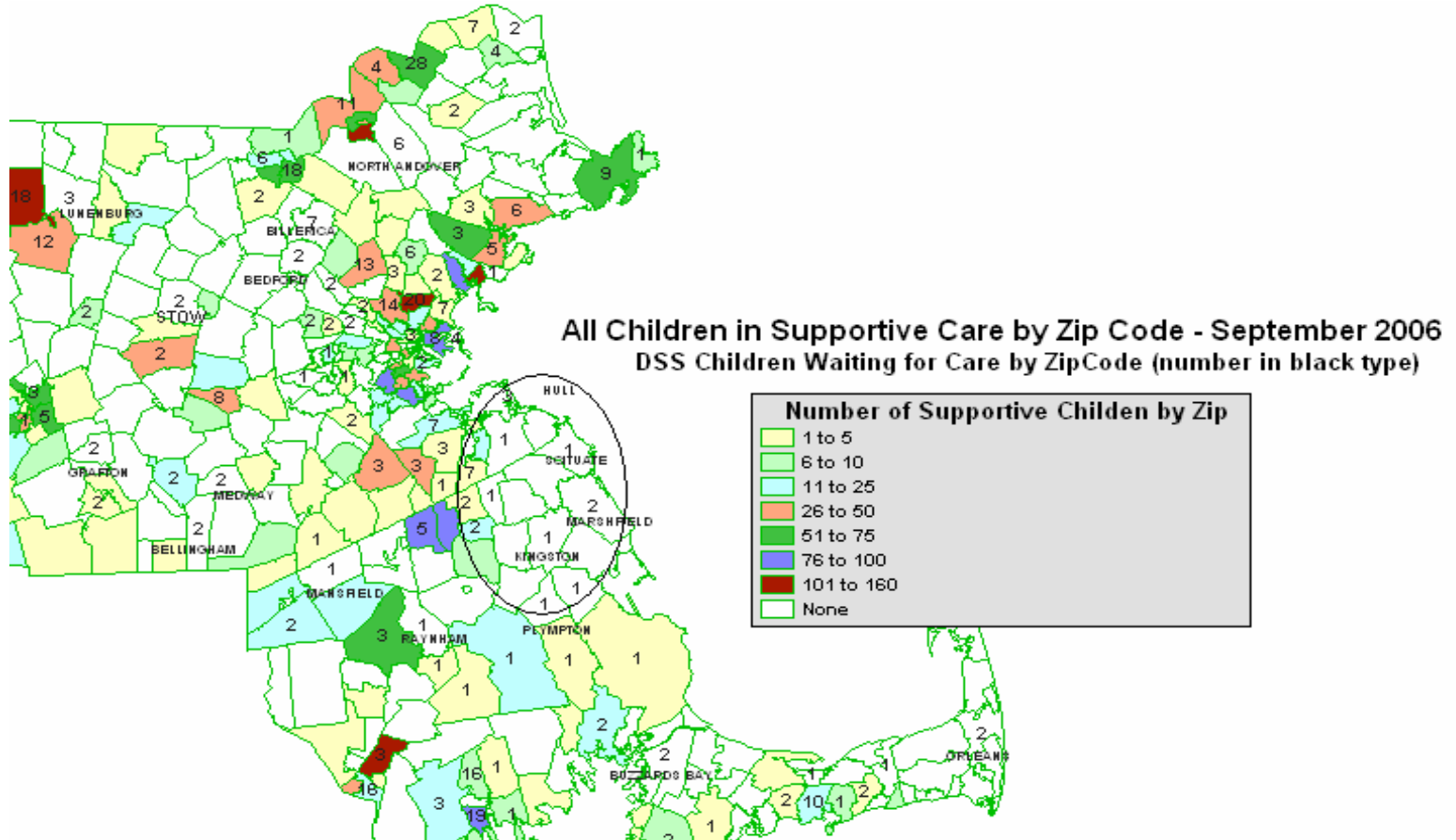
Some Areas Have Gaps by Type of Care



Colored zip code areas show where there are supportive contracts. Numbers are children in that area on waitlist.



Some Areas Have Geographic Gaps



Colored zip code areas show where there are supportive contracts. Numbers are children in that area on waitlist.



Use of Waiting List and Provider Data

- Based on this data DSS and EEC expanded contracts with existing supportive providers and recruited new providers where there were no existing supportive providers.
- EEC focused its recruitment efforts on agencies that had services in place such as Head Start or providers meeting specified criteria.



Implementation Plan:

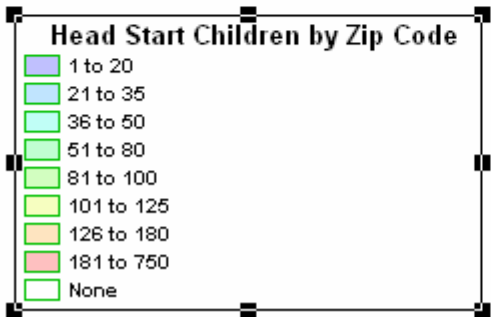
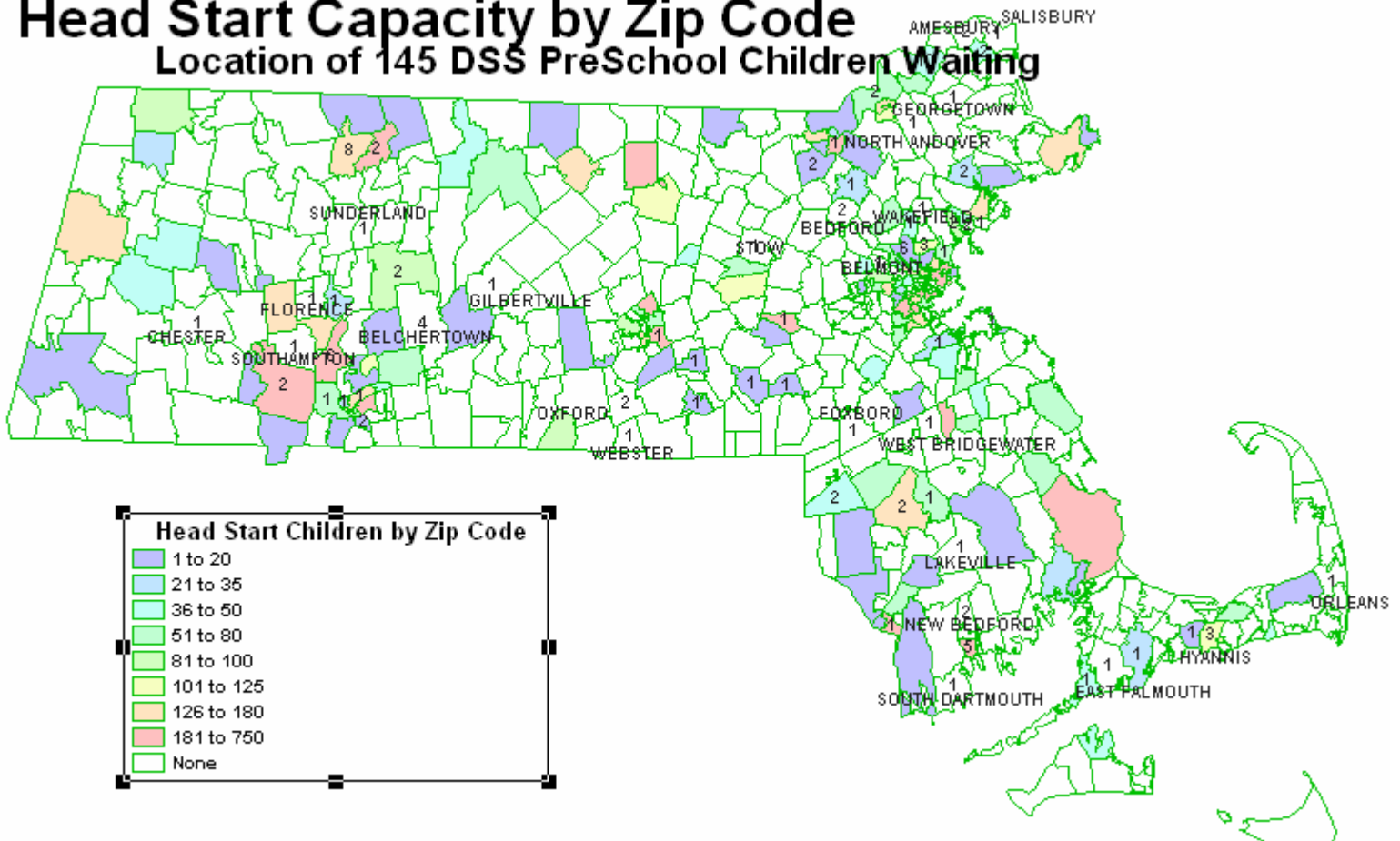
Supportive Voucher Pilot

- Providers were recruited by CPCs and Child Care Resource and Referral Agencies (CCR&R) in 6 pilot areas where there was need but few providers:
- Providers were trained on Supportive policies, program, and billing requirements.
- The new providers met Supportive requirements by providing services themselves or through:
 - CPCs/CCR&Rs establishing connections to other services in the community;
 - Partnerships with existing Supportive providers; and/or
 - Links to new EEC Behavioral Health and Mental Health Grants.
- Providers were reimbursed through vouchers with their respective Child Care Resource and Referral Agency (CCR&R).



Head Start Capacity by Zip Code

Location of 145 DSS PreSchool Children Waiting



Implementation Plan: *Head Start Expansion*

- Worked with Head Start programs and Massachusetts Head Start Association to identify additional capacity at Head Start programs statewide.
- Head Start Programs that had existing supportive contracts expanded their services to DDS children right away.
- New Supportive Head Start programs that did not have a contract attended trainings on delivering Supportive child care and enter into a Supportive Voucher Agreement with their respective Child Care Resource and Referral Agency (CCR&R).
- Head Start Providers were reimbursed through:
 - Wrap-around vouchers for newly enrolling DSS children in federally funded Head Start
 - Full day Supportive vouchers, *when federal Head Start dollars are unavailable*



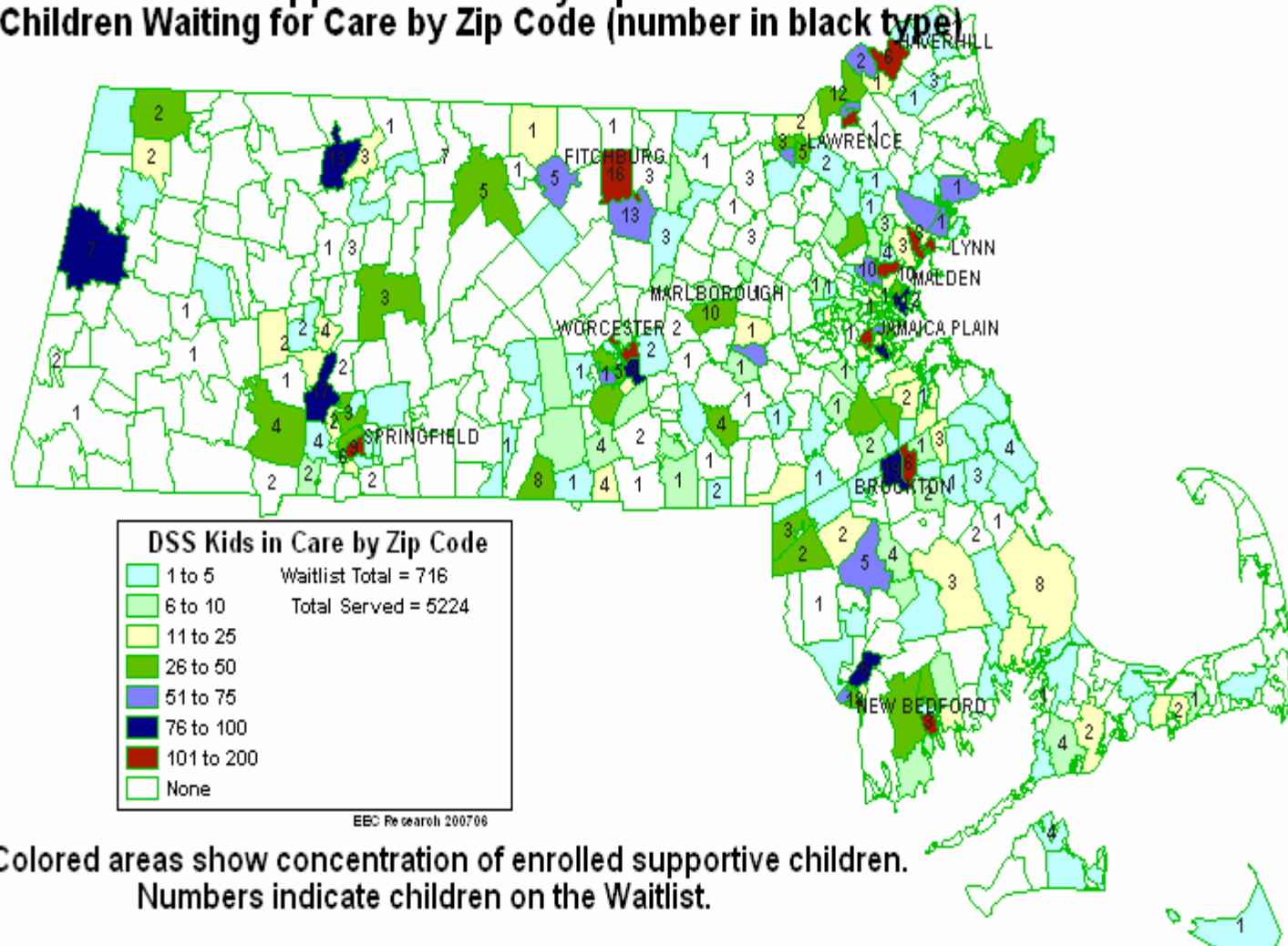
Project Outcomes

- Of the original 804 children waiting for care, only 15 or 16 had not been placed by June 2007.
- However these children had been replaced by another 715 children on the waiting list at DSS.
- This indicates the pent up demand for early education and care services for DSS children.



By June of 2007 EEC had placed over 1,000 children from the DSS waitlist.

Children in Supportive Care by Zip Code - June 2007 DSS Children Waiting for Care by Zip Code (number in black type)



Colored areas show concentration of enrolled supportive children.
Numbers indicate children on the Waitlist.

Next Steps

- In FY 2008 the Legislature provided an additional \$14 million to give DSS children access to early education and care services.
- EEC and DDS are implementing a new system to exchange waiting list and placement information every two weeks.
- The system will monitor the need for care, placement of children and the duration of services provided.
- The system will provide information for legislative reports projecting cost and demand for additional DSS placements.

