



September 2019

# Head Start

## **Action Needed to Enhance Program Oversight and Mitigate Significant Fraud and Improper Payment Risks**



# Highlights

Highlights of [GAO-19-519](#), a report to the Republican Leader, Committee on Education and Labor, House of Representatives

## Why GAO Did This Study

The Head Start program, overseen by OHS, seeks to promote school readiness by supporting comprehensive development of low-income children. In fiscal year 2019, Congress appropriated over \$10 billion for programs under the Head Start Act, to serve approximately 1 million children through about 1,600 Head Start grantees and their centers nationwide. This report discusses (1) what vulnerabilities GAO's covert tests identified in selected Head Start grantees' controls for program eligibility screening; (2) the extent to which OHS provides timely monitoring of grantees; and (3) what control vulnerabilities exist in OHS's methods for ensuring grantees provide services for all children and pregnant women they are funded to serve. GAO conducted 15 nongeneralizable covert tests at Head Start centers in metropolitan areas. GAO selected only centers that were underenrolled to be sure we did not displace any actual, eligible children. GAO also reviewed OHS timeliness goals and data for the period October 2015 through March 2018, and used attendance data to verify enrollment data reported for early 2018 for a nongeneralizable sample of nine grantees.

## What GAO Recommends

GAO makes six recommendations, including that OHS perform a fraud risk assessment, develop a system to evaluate the effectiveness of its new workflows, and communicate guidance on when a student's slot should be considered vacant due to absenteeism. OHS concurred with four recommendations, but did not concur with two. GAO believes the recommendations remain valid.

View [GAO-19-519](#). For more information, contact Seto J. Bagdoyan at (202) 512-6722 or [bagdoyans@gao.gov](mailto:bagdoyans@gao.gov)

# Head Start

## Action Needed to Enhance Program Oversight and Mitigate Significant Fraud and Improper Payment Risks

### What GAO Found

GAO's 15 covert tests at a nongeneralizable selection of Head Start grantee centers found vulnerabilities in centers' controls for eligibility screening and detecting potential fraud. Posing as fictitious families, GAO attempted to enroll children at selected Head Start centers in metropolitan areas (e.g., Los Angeles and Boston). For each test, GAO provided incomplete or potentially disqualifying information during the enrollment process, such as pay stubs that exceeded income requirements.

- In 7 of 15 covert tests, the Head Start centers correctly determined GAO's fictitious families were not eligible.
- In another 3 of 15 covert tests, GAO identified control vulnerabilities, as Head Start center staff encouraged GAO's fictitious families to attend without following all eligibility-verification requirements.
- In the remaining 5 of 15 covert tests, GAO found potential fraud. In 3 cases, documents GAO later retrieved from the Head Start centers showed that GAO's applications had been doctored to exclude income information GAO provided, which would have shown the fictitious family to be over-income. In 2 cases, Head Start center staff dismissed eligibility documentation GAO's fictitious family offered during the enrollment interview.

The Office of Head Start (OHS), within the Department of Health and Human Services, has not conducted a comprehensive fraud risk assessment of the Head Start program in accordance with leading practices. Such an assessment could help OHS better identify and address the fraud risk vulnerabilities GAO identified.

OHS has not always provided timely monitoring of grantees, leading to delays in ensuring grantee deficiencies are resolved. In the period GAO examined, OHS did not consistently meet each of its three timeliness goals for (1) notifying grantees of deficiencies identified during its monitoring reviews, (2) confirming grantee deficiencies were resolved, and (3) issuing a final follow-up report to the grantee. In October 2018, OHS implemented new guidance (called "workflows") that documents its process for notifying, following up, and issuing final reports on deficiencies identified by its monitoring reviews. However, OHS has not established a means to measure performance or evaluate the results of its new workflows to determine their effectiveness.

Vulnerabilities exist for ensuring grantees provide services to all children and pregnant women they are funded to serve. For example, OHS officials said grantees have the discretion to allow children with extended absences—sometimes of a month or more, according to GAO's analysis—to remain counted as enrolled. OHS officials told GAO that a child's slot should be considered vacant after 30 days of consecutive absences, but OHS has not provided that guidance to grantees. Without communicating such guidance to grantees, OHS may not be able to ensure slots that should be considered vacant are made available to children in need. Further, OHS risks paying grantees for services not actually delivered.

# Contents

---

<b>Recommendations for Executive Action</b>		1
<b>Introduction</b>		2
<b>Background</b>		6
<b>Major Findings</b>		16
	Covert Tests and Eligibility File Reviews for Selected Head Start Grantees Identified Control Vulnerabilities, Revealing Fraud and Improper Payment Risks That OHS Has Not Fully Assessed	16
	OHS Has Not Ensured Timely Monitoring of Grantees, but Has Recently Taken Steps to Improve Timeliness	28
	Vulnerabilities Exist in OHS's Method for Ensuring Grantees Provide Services to All Children and Pregnant Women They Are Funded to Serve, Heightening Risk of Fraud and Improper Payments	32
<b>Conclusions</b>		46
<b>Agency Comments and Our Evaluation</b>		48
<b>Congressional Addressees</b>		51
<b>Appendixes</b>		52
	Appendix I: Objectives, Scope, and Methodology	52
	Appendix II: Results from Covert Testing at Selected Head Start Centers	57
	Appendix III: 2018 Federal Poverty Guidelines	61
	Appendix IV: Absenteeism by Program Option for Selected Grantees	65
	Appendix V: Comments from the Department of Health and Human Services	67
	Appendix VI: GAO Contact and Staff Acknowledgments	71
<b>Contacts</b>		72

---

## Tables

Table 1: Count of Selected Grantees' Noncompliance with Eligibility Documentation Requirements	24
Table 2: Head Start Eligibility Testing Results for Selected Head Start Centers	58
Table 3: 2018 Federal Poverty Guidelines for the Contiguous States and Washington, D.C. (excluding Alaska and Hawaii), in Dollars	62
Table 4: 2018 Federal Poverty Guidelines for Alaska, in Dollars	63
Table 5: 2018 Federal Poverty Guidelines for Hawaii, in Dollars	64

---

## Figures

Figure 1: OHS Internal Timeliness Goals for Performing Grantee Monitoring Reviews	9
Figure 2: OHS Enrollment Review Process and Potential Grantee Outcomes	11
Figure 3: The GAO Fraud Risk Management Framework	14
Figure 4: OHS Time Frames for Notifying Grantees of Deficiencies, Confirming Deficiencies Are Resolved, and Issuing Final Reports from October 2015 through March 2018	30
Figure 5: Reliability of Selected Grantees' Self-Reported Enrollment Numbers Varied for March 2018	35
Figure 6: Some Selected Grantees Had Children Enrolled with Long-Term Absences More Often Than Others as of March 2018	41
Figure 7: Factors Varied in Selected Grantees' Policies for Determining When to Vacate Enrollment Slots Due to Absenteeism	43
Figure 8: Selected Grantees Had Children Enrolled with Longer Periods of Consecutive Absences under the Home-Based Program Option as of March 2018	66

---

## Abbreviations

ACF	Administration for Children and Families
AIAN	American Indian and Alaska Native
EHS	Early Head Start
FPL	federal poverty level
HHS	U.S. Department of Health and Human Services
HSPPS	Head Start Program Performance Standards
IPERA	Improper Payments Elimination and Recovery Act of 2010
IPIA	Improper Payments Information Act of 2002, as amended
IRS	Internal Revenue Service
MSHS	Migrant and Seasonal Head Start
OHS	Office of Head Start
OIG	Office of Inspector General
OMB	Office of Management and Budget

### GAO's Mission

The Government Accountability Office, the audit, evaluation, and investigative arm of Congress, exists to support Congress in meeting its constitutional responsibilities and to help improve the performance and accountability of the federal government for the American people. GAO examines the use of public funds; evaluates federal programs and policies; and provides analyses, recommendations, and other assistance to help Congress make informed oversight, policy, and funding decisions. GAO's commitment to good government is reflected in its core values of accountability, integrity, and reliability.

### Copyright

This is a work of the U.S. government and is not subject to copyright protection in the United States. The published product may be reproduced and distributed in its entirety without further permission from GAO. However, because this work may contain copyrighted images or other material, permission from the copyright holder may be necessary if you wish to reproduce this material separately.

# Recommendations for Executive Action

## Recommendations for Executive Action

We are making the following six recommendations to the Director of OHS:

- The Director of OHS should perform a fraud risk assessment for the Head Start program, to include assessing the likelihood and impact of fraud risks it faces. (Recommendation 1)
- As part of the fraud risk assessment for the Head Start program, the Director of OHS should explore options for additional risk-based monitoring of the program, including covert testing. (Recommendation 2)
- The Director of OHS should establish procedures to monitor and evaluate OHS's new internal workflows for monitoring reviews, to include establishing a baseline to measure the effect of these workflows and identify and address any problems impeding the effective implementation of new workflows to ensure timeliness goals for monitoring reviews are met. (Recommendation 3)
- The Director of OHS should adopt a risk-based approach for using attendance records to verify the reliability of the enrollment data OHS uses to ensure grantees serve the number of families for which they are funded, such as during OHS's monitoring reviews. (Recommendation 4)
- The Director of OHS should provide program-wide guidance on when a student's slot should be considered vacant due to absenteeism. (Recommendation 5)
- The Director of OHS should develop and implement a method for grantees to document attendance and services under EHS pregnancy programs. (Recommendation 6)

# Introduction

September 13, 2019

The Head Start program, overseen by the Department of Health and Human Services' (HHS) Administration for Children and Families (ACF) and administered by its Office of Head Start (OHS), is one of the largest federal early childhood programs. It gives grants to local organizations to provide early learning, health, and family well-being services to low-income children and pregnant women in centers, family homes, and other settings. Head Start seeks to promote school readiness by supporting comprehensive development of low-income children. In fiscal year 2019, Congress appropriated over \$10 billion for programs under the Head Start Act, to serve approximately 1 million children through approximately 1,600 Head Start grantees nationwide.<sup>1</sup>

In September 2010, we reported on the results of our undercover tests of two Head Start grantees.<sup>2</sup> Those undercover tests revealed instances in which grantees did not follow regulations regarding eligibility verification and enrollment. For example, we found that staff at Head Start centers intentionally disregarded disqualifying income in order to enroll our undercover applicants. We also found for two grantees that the average number of students who attended class was significantly lower than the number of students the grantees reported as enrolled in class, suggesting these grantees were not meeting their Funded Enrollment.<sup>3</sup> As described in greater detail later in this report, OHS took several steps in the years following our September 2010 report, such as requiring all grantees to establish policies and procedures describing actions to be taken against staff who intentionally violate federal and program eligibility-determination regulations.

You asked us to review the Head Start program to see whether the internal control vulnerabilities we identified in 2010 persist. This report discusses (1) what vulnerabilities our covert tests identified in selected Head Start grantees' controls for program-eligibility screening; (2) the extent to which OHS provides timely monitoring of

---

<sup>1</sup>See 42 U.S.C. §§ 9831–9852c for the Head Start Act, as amended.

<sup>2</sup>GAO, *Head Start: Undercover Testing Finds Fraud and Abuse at Selected Head Start Centers*, [GAO-10-1049](#) (Washington, D.C.: Sept. 28, 2010).

<sup>3</sup>"Funded Enrollment" is the total number of students (children and pregnant women) that the grantee is to serve, as indicated on the grant award.

grantees' adherence to performance standards, laws, and regulations; and (3) what control vulnerabilities exist in OHS's methods for ensuring grantees provide services for all children and pregnant women they are funded to serve.

To answer the first objective, we performed covert controls testing at selected Head Start grantee centers. To conduct covert testing, we created fictitious identities and bogus documents, including pay stubs and birth certificates, in order to attempt to enroll fictitious ineligible children at 15 Head Start centers. To ensure we did not displace actual, eligible children seeking enrollment into the Head Start program, we selected five metropolitan areas with high concentrations of grantees with underenrollment to perform covert tests, specifically the Los Angeles, Detroit, Chicago, New York, and Boston metropolitan areas. We used data from ACF to select a nongeneralizable sample of centers associated with grantees that had reported underenrollment to increase our chances of locating Head Start centers that were taking applications and to better ensure we were not taking the place of an eligible child. Subsequent to the submission of our applications, we overtly requested, as GAO, that the centers provide us information on the applications that were accepted, so we could confirm how they categorized our applications as meeting eligibility requirements.

In addition to covert tests, we reviewed a nongeneralizable sample of eligibility files for real children. We traveled onsite to five additional grantees' locations to examine whether grantees sufficiently documented each child's eligibility determination as required by agency standards. These five additional grantees were randomly selected within groups designed to include variation in program size, program type (Early Head Start [EHS], Head Start, or both), geographic area, and whether grantees had delegates.<sup>4</sup> We also interviewed OHS officials about the extent to which they had assessed fraud risks in the Head Start program and compared this information to applicable leading practices for managing fraud risks described in GAO's *A Framework for Managing Fraud Risks in Federal Programs* (Fraud Risk Framework).<sup>5</sup> The covert testing and file reviews we conducted were for illustrative purposes to highlight any potential internal control vulnerabilities and are not generalizable.

---

<sup>4</sup>Grantees may delegate Head Start program operations to other entities, referred to as delegates.

<sup>5</sup>GAO, *A Framework for Managing Fraud Risks in Federal Programs*, [GAO-15-593SP](#) (Washington, D.C.: July 2015). For this review, we selected leading practices that were most appropriate for our review.



To determine the extent to which OHS provides timely monitoring of grantees, we examined OHS's monitoring guidance and met with senior OHS officials to understand the monitoring process used for the Head Start program. We also met with the vice president of the private contractor primarily responsible for conducting monitoring reviews on behalf of OHS. We compared aspects of OHS's monitoring process to GAO's *Standards for Internal Control in the Federal Government* (The Green Book).<sup>6</sup> As part of this work, we also reviewed all monitoring reports that found a deficiency from October 2015 through March 2018, as well as related follow-up reports. We compared aspects of these monitoring reports to OHS's internal goals for timeliness in relevant areas.

To determine what control vulnerabilities exist in OHS's methods for ensuring grantees provide services for all children and pregnant women they are funded to serve, we spoke with OHS officials; communicated with grantees; and reviewed the Head Start Act, agency standards, and grantee policies and procedures. We analyzed attendance and enrollment data for a nongeneralizable sample of nine grantees. We selected these nine grantees by starting with the five grantees we selected for our onsite eligibility file reviews and adding four more grantees using a similar selection methodology that ensured variation in program size, program type, and delegate status. We determined the reliability of enrollment data that grantees reported to OHS for March 2018 by analyzing attendance data for the 60 days leading up to each grantee's last operating day in March 2018.<sup>7</sup> We selected March 2018 based on discussions with senior OHS officials who identified March as 1 of 2 months that usually have the highest levels of attendance.<sup>8</sup> We calculated enrollment for each grantee and compared our calculations to what the grantees reported to OHS. We also compared our calculations to the levels of enrollment they were required to meet in accordance with their grants, OHS

---

<sup>6</sup>GAO, *Standards for Internal Control in the Federal Government*, [GAO-14-704G](#) (Washington, D.C.: September 2014).

<sup>7</sup>OHS requires grantees to report their total enrollment as of the last operating day of each month. On a given month, the last operating day for individual grantees may vary depending on grantees' operating schedules. Given that the last operating days for grantees in our sample ranged from mid- to late-March 2018, we collected daily attendance data for January to March 2018.

<sup>8</sup>Senior OHS officials identified March and November as months that are least affected by external events that cause absenteeism, which resulted in an option between November 2017 and March 2018 based on the time frame of our review. According to these officials, attendance may have been lower than usual for some programs due to major storms that affected some states in fall 2017. Thus, we selected March 2018.

policy, and the Head Start Act. To assess the reliability of selected grantees' attendance data, we reviewed relevant documentation, interviewed knowledgeable agency officials, and performed electronic testing to determine the validity of specific data elements in the databases. We determined that these data were sufficiently reliable for the purposes of our reporting objectives. Additional details on our scope and methodology appear in appendix I.

We conducted this performance audit from October 2017 to July 2019 in accordance with generally accepted government auditing standards. Those standards require that we plan and perform the audit to obtain sufficient, appropriate evidence to provide a reasonable basis for our findings and conclusions based on our audit objectives. We believe that the evidence obtained provides a reasonable basis for our findings and conclusions based on our audit objectives. We conducted our related investigative work in accordance with investigative standards prescribed by the Council of the Inspectors General on Integrity and Efficiency.

# Background

## Head Start Program Overview and Structure

The Head Start program was established in 1965 to deliver comprehensive educational, social, health, nutritional, and psychological services to low-income families and their children. These services include preschool education, family support, health screenings, and dental care. OHS administers grant funding and oversight to the approximately 1,600 public and private nonprofit and for-profit organizations (grantees) that provide Head Start services in local communities. Head Start services are delivered nationwide through these grantees that tailor the federal program to the local needs of families in their service area. For example, grantees may provide one or more of the following program types:

- Head Start services to preschool children ages 3 to the age of compulsory school attendance;
- Early Head Start (EHS) services to infants and toddlers under the age of 3, as well as pregnant women;
- services to families through American Indian and Alaska Native (AIAN) programs; and
- services to families through Migrant and Seasonal Head Start (MSHS) programs.

Throughout this report, we use the term “Head Start” to refer to both Head Start and EHS, unless otherwise specified, as we did not review the AIAN and MSHS program types as part of this audit. Under the Head Start and EHS program types, grantees must choose to deliver services through one or more program options to meet the needs of children and families in their communities. Grantees most commonly provide services under these program types through the center-based and home-based program options, which deliver services in a classroom setting or via home visits, respectively.<sup>9</sup> Grantees may also deliver services through one or multiple centers. Grantees are required to operate their programs based on the statutory requirements associated with each program option, such as the

<sup>9</sup>For the home-based program option, grantees also deliver services through group socialization opportunities in a Head Start classroom, community facility, or home, or on field trips.

setting in which services are provided, frequency of services, and staff–child ratios.

---

## Head Start Eligibility Requirements

To enroll in the Head Start program, children and families must generally meet one of several eligibility criteria that are established in relevant statutes and regulations.<sup>10</sup> These criteria include

- the child’s family earns income equal to or below the federal poverty line;<sup>11</sup>
- the child’s family is eligible, or in the absence of child care would potentially be eligible, for public assistance;
- the child is in foster care; or
- the child is homeless.

However, Head Start grantees may also fill up to 10 percent of their slots with children from families who do not meet any of the above criteria, but who would benefit from participation in the program. In this report, we refer to these children and their families as “over-income.” There is no cap on the income level for the over-income families. If the Head Start grantee has implemented policies and procedures that ensure the program is meeting the needs of children eligible under the criteria and prioritizes their enrollment in the program, then the program may also fill up to 35 percent of its slots with children from families with income between the federal poverty level and 130 percent of the poverty level. Children from families with incomes below 130 percent of the poverty level, and children who qualify under one of the eligibility criteria, are referred to as “under-income” for the purposes of this report.

---

<sup>10</sup>See 42 U.S.C. §§ 9831–9852c for the Head Start Act, as amended. Also see the Head Start Program Performance Standards, 45 C.F.R. Chap. XIII, Subchap. B.

<sup>11</sup>See app. III for more information on federal poverty guidelines.

## OHS Monitoring Reviews of Grantees' Performance

OHS's primary mechanism for monitoring grantee performance is the Head Start Monitoring System. According to OHS, the Head Start Monitoring System assesses grantee compliance with the Head Start Act, the Head Start Program Performance Standards (HSPPS), and other regulations.<sup>12</sup> The Head Start Monitoring System consists of monitoring reviews, which are divided into two focus areas.<sup>13</sup> The purpose of Focus Area One is to conduct an off-site review of each grantee's program design, management, and governance structure. Specifically, these reviews consist of off-site reviews of grantee data and reports to learn the needs of children and families, as well as the grantee's program design. Next, reviewers conduct a 1-week period of telephone interviews, during which grantees discuss their program's design and plans for implementing and ensuring comprehensive, high-quality services. These Focus Area One reviews are supposed to occur in the 1st or 2nd year of the grantee's 5-year grant cycle.

The purpose of Focus Area Two is to assess each grantee's performance and to determine whether grantees are meeting the requirements of the HSPPS, Uniform Guidance, and Head Start Act. These reviews begin with preplanning telephone calls with the grantee's regional fiscal and program specialists, followed by an on-site visit conducted by fiscal and program reviewers. On-site visits typically last 1 week and include discussions, classroom explorations, and reviews of the data grantees collect, analyze, use, and share for decision-making. During these on-site visits, the review team also samples eligibility files from the grantee to ensure the grantee is determining, verifying, and documenting eligibility in accordance with federal requirements. These Focus Area Two reviews are generally supposed to be conducted between the end of the 2nd year and 3rd year of the grantee's grant cycle.

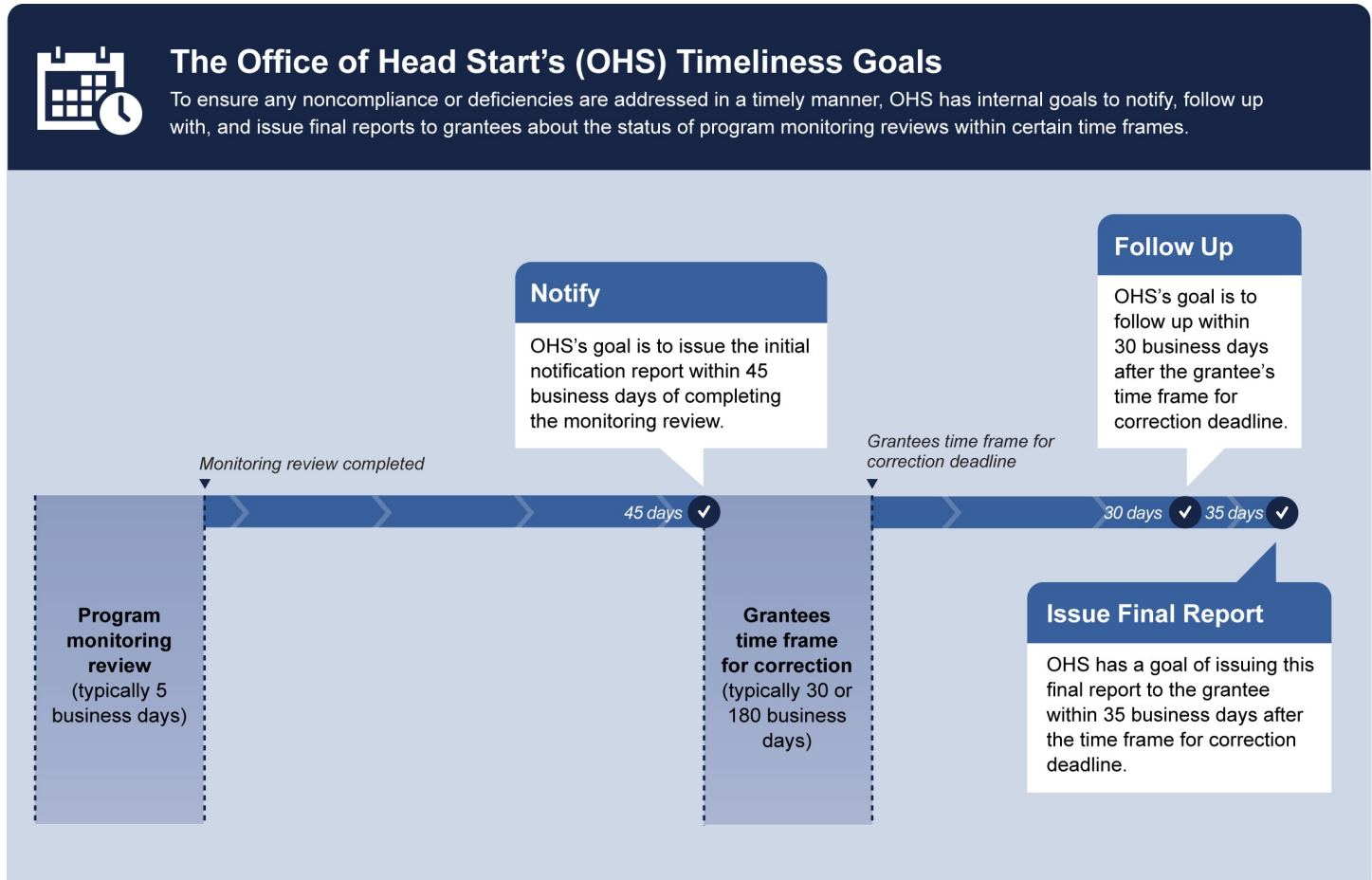
OHS performs Focus Area Two monitoring reviews on many grantees every year. For example, according to OHS officials, OHS performed 406 Focus Area Two monitoring reviews in fiscal year 2018 covering approximately 25 percent of existing grantees. After a monitoring review is performed, OHS reviews the results and determines whether the grantee needs to take steps to correct any problems identified.

<sup>12</sup>The HSPPS, which can be found at 45 C.F.R. Chap. XIII, Subchap. B, define standards and minimum requirements for all Head Start services, such as eligibility, enrollment, and documentation requirements.

<sup>13</sup>These monitoring reviews are conducted by a contractor that has had a contract with ACF to monitor grantee compliance with Head Start regulations for approximately 20 years.

If OHS determines that the grantee is noncompliant with federal requirements (including, but not limited to, the Head Start Act or one or more of the performance standards), OHS gives the grantee a time frame for correction to resolve the problem. If a grantee does not correct an area of noncompliance within the specified timeline, or if the finding is more severe—such as issues concerning a threat to the health and safety of children, or the misuse of grant funds, among other things—the issue area is considered deficient. Deficiencies have a time frame for correction that is typically 30 or 180 business days. To ensure that any noncompliance or deficiencies are addressed in a timely manner, OHS has internal timeliness goals to notify, follow up with, and issue final reports to grantees about the status of program monitoring reviews, as shown in figure 1.

**Figure 1: OHS Internal Timeliness Goals for Performing Grantee Monitoring Reviews**



Source: GAO analysis of OHS information. | GAO-19-519

## OHS Process for Monitoring Grantee Enrollment

Grantees must report monthly enrollment data to OHS, and OHS uses these data to monitor whether grantees are meeting their funded enrollment requirements. Specifically, grantees are required to maintain full enrollment, meaning the total number of students that each grantee was funded to serve.<sup>14</sup> Each grantee is also required to report its actual enrollment to HHS on a monthly basis. Within HHS, OHS instructs grantees that “actual enrollment” numbers they report should reflect the total number of children and pregnant women enrolled on the grantees’ last operating day of the month.<sup>15</sup> OHS further instructs grantees to self-report their actual enrollment basis by uploading totals into the Head Start Enterprise System.<sup>16</sup>

If a grantee’s actual enrollment is less than its funded enrollment, the grantee is considered to be underenrolled, and the grantee must report any apparent reason for this shortfall.<sup>17</sup> If a grantee is underenrolled for 4 or more consecutive months, OHS puts that grantee under enrollment review. During enrollment reviews, grantees must collaborate with OHS officials to develop and implement a plan and timetable for reducing or eliminating underenrollment. If, 12 months after the development and implementation of the plan, the grantee still has an actual enrollment level below 97 percent of funded enrollment, OHS can designate the grantee as chronically underenrolled and may take actions such as recapturing, withholding, or reducing annual funding and funded enrollment. Figure 2 below provides additional details about OHS’s enrollment review process and potential outcomes for grantees.

---

<sup>14</sup>42 U.S.C. § 9837(g).

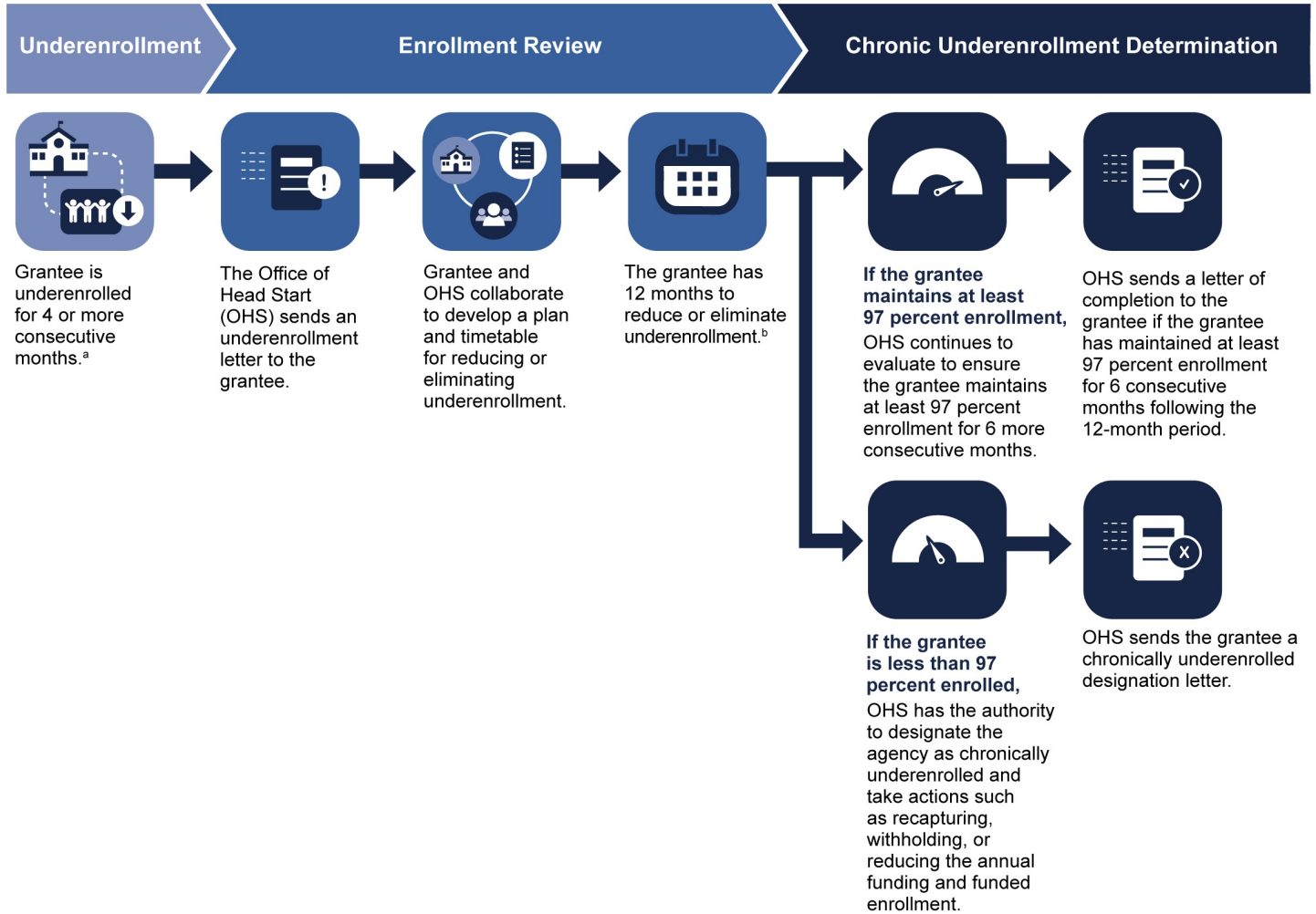
<sup>15</sup>Grantees are allowed to count new vacancies—that is, slots the grantee considers to be vacant within the most recent month—and slots reserved for families affected by homelessness or foster care toward their monthly enrollment totals. If a new vacancy is not filled after 30 days, the slot cannot be counted as enrolled. No more than 3 percent of a program’s funded enrollment slots may be reserved for families experiencing homelessness or foster care. If reserved slots are not filled after 30 days, those slots become new vacancies that can be counted as enrolled for up to 30 days.

<sup>16</sup>The Head Start Enterprise System serves as a consolidated repository for data about OHS grantees and program operations.

<sup>17</sup>42 U.S.C. 9836a(h). As mentioned, “Actual Enrollment” is the total number of children and pregnant women that grantees self-report as being enrolled on the grantees’ last operating day of the requested month. “Funded Enrollment” is the total number of students (children and pregnant women) the program was funded to serve for a given fiscal year, as indicated on the grant award.



**Figure 2: OHS Enrollment Review Process and Potential Grantee Outcomes**



Source: GAO analysis of OHS information. | GAO-19-519

<sup>a</sup>Grantees are considered to be underenrolled for a given month if they have not filled 100 percent of the enrollment slots they were funded to serve as of the last operating day of that month. However, for monthly reporting purposes, grantees are allowed to count unfilled slots (vacancies) as enrolled if the slots have been vacant for fewer than 30 days.

<sup>b</sup>The 12-month period for determining chronic underenrollment begins 10 calendar days after the underenrollment letter is sent.



---

## Improper Payments in the Head Start Program

The Improper Payments Information Act of 2002 (IPIA), as amended, defines an improper payment as any payment that should not have been made or that was made in an incorrect amount (including overpayments and underpayments) under statutory, contractual, administrative, or other legally applicable requirements.<sup>18</sup> Among other types of payments, improper payments include any payment made to an ineligible recipient and any payment for a good or service not received (except for such payments where authorized by law). The Office of Management and Budget (OMB) has also issued guidance stating that when an agency’s review is unable to determine whether a payment was proper as a result of insufficient or lack of documentation, this payment must also be considered an improper payment.<sup>19</sup> OHS officials told us they would consider improper payments in the Head Start program to include (1) services provided to ineligible families (such as to more over-income families than allowed), (2) excess funds distributed to grantees for services not delivered and then used for unallowable purposes, and (3) funding for services to families whose eligibility is insufficiently documented.

---

## Fraud Risk Management and Related Guidance

Fraud and “fraud risk” are distinct concepts. Fraud—obtaining something of value through willful misrepresentation—is challenging to detect because of its deceptive nature.<sup>20</sup> Fraud risk (which is a function of likelihood and impact) exists when individuals have an opportunity to engage in fraudulent activity, have an incentive or are under pressure to commit fraud, or are able to rationalize committing fraud. When fraud risks can be identified and mitigated, fraud may be less likely to occur. Although the occurrence of fraud indicates there is

---

<sup>18</sup>See 31 U.S.C. § 3321 note. Pub. L. No. 107-300, 116 Stat. 2350 (Nov. 26, 2002), as amended by the Improper Payments Elimination and Recovery Act of 2010 (IPERA), Pub. L. No. 111-204, 124 Stat. 2224 (July 22, 2010), and the Improper Payments Elimination and Recovery Improvement Act of 2012, Pub. L. No. 112-248, 126 Stat. 2390 (Jan. 10, 2013).

<sup>19</sup>Office of Management and Budget, Transmittal of Appendix C to OMB Circular A-123, *Requirements for Payment Integrity Improvement*, OMB Memorandum M-18-20 (Washington, D.C.: June 26, 2018).

<sup>20</sup>Fraud is also distinct from improper payments as improper payments are any payments that should not have been made or that were made in an incorrect amount (including overpayments and underpayments) under statutory, contractual, administrative, or other legally applicable requirements. Improper payments also include any payment to an ineligible recipient or ineligible service, duplicate payments, payments for services not received, and any payment for an incorrect amount.

a fraud risk, a fraud risk can exist even if actual fraud has not yet been identified or occurred.<sup>21</sup>

According to federal standards and guidance, executive-branch agency managers, including those at HHS, ACF, and OHS, are responsible for managing fraud risks and implementing practices for combating those risks. Federal internal control standards call for agency management officials to assess the internal and external risks their entities face as they seek to achieve their objectives. The standards state that as part of this overall assessment, management should consider the potential for fraud when identifying, analyzing, and responding to risks.<sup>22</sup> Risk management is a formal and disciplined practice for addressing risk and reducing it to an acceptable level.<sup>23</sup>

We issued our Fraud Risk Framework in July 2015. The Fraud Risk Framework provides a comprehensive set of leading practices, arranged in four components, which serve as a guide for agency managers developing efforts to combat fraud in a strategic, risk-based manner. The Fraud Risk Framework is also aligned with Principle 8 (“Assess Fraud Risk”) of the Green Book. The Fraud Risk Framework describes leading practices in four components: commit, assess, design and implement, and evaluate and adapt, as depicted in figure 3.

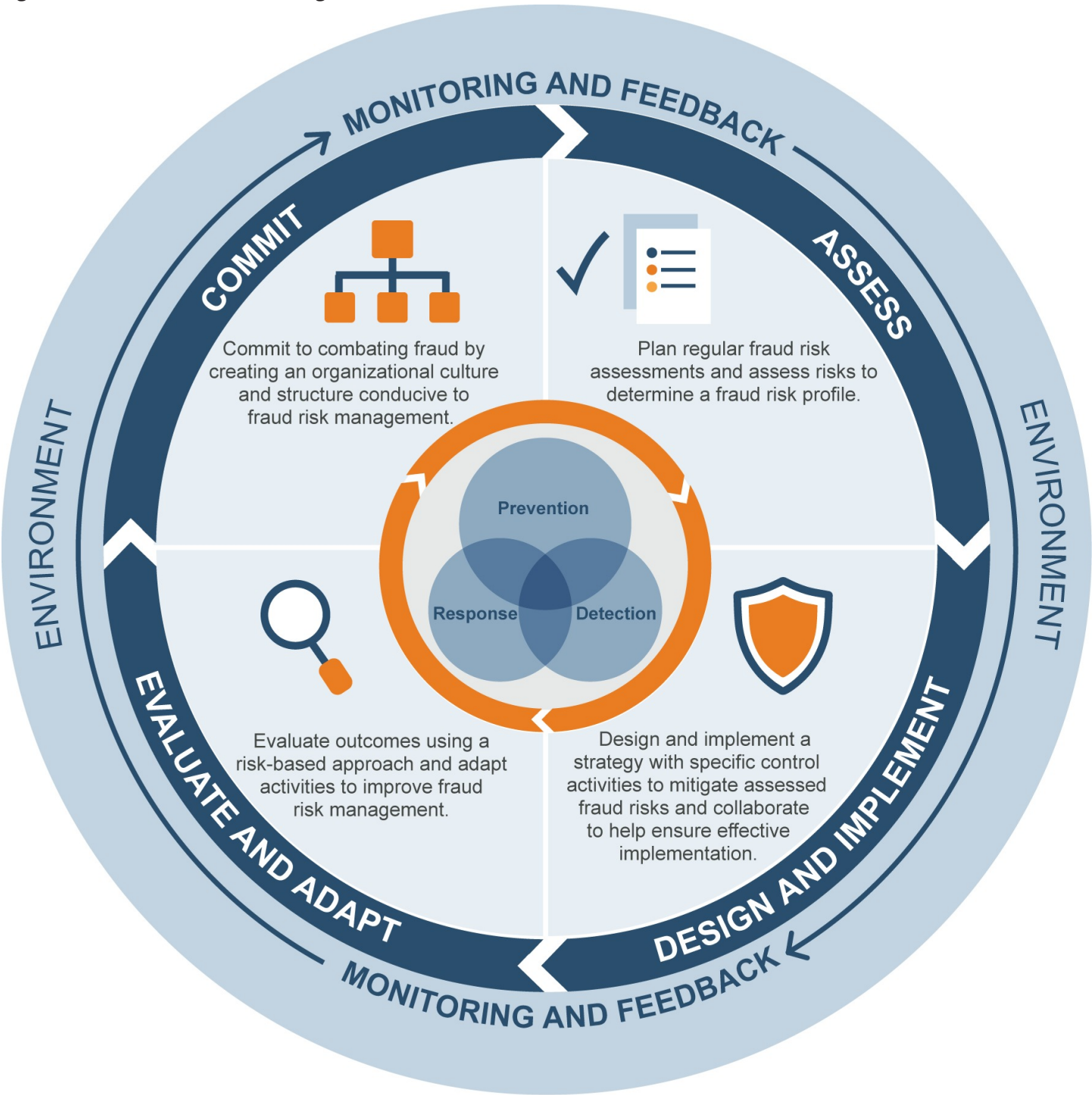
---

<sup>21</sup>For further details on the nature of fraud and fraud risk, see, for example, GAO, *Medicare and Medicaid: CMS Needs to Fully Align Its Antifraud Efforts with the Fraud Risk Framework*, [GAO-18-88](#) (Washington, D.C.: Dec. 5, 2017).

<sup>22</sup>[GAO-14-704G](#)

<sup>23</sup>MITRE, *Government-wide Payment Integrity: New Approaches and Solutions Needed* (McLean, Va.: February 2016).

Figure 3: The GAO Fraud Risk Management Framework



Source: GAO. | GAO-19-519

The Fraud Reduction and Data Analytics Act of 2015 requires OMB to establish guidelines that incorporate the leading practices of GAO's Fraud Risk Framework. The act also requires federal agencies—including HHS—to submit to Congress a progress report each year, for 3 consecutive years, on implementation of the risk management and internal controls established under the OMB guidelines.<sup>24</sup> OMB published guidance under OMB Circular A-123 in 2016 affirming that federal managers should adhere to the leading practices identified in the Fraud Risk Framework.<sup>25</sup>

---

<sup>24</sup>Pub. L. No. 114-186, § 3, 130 Stat. 546 (2016).

<sup>25</sup>Office of Management and Budget, Management's Responsibility for Enterprise Risk Management and Internal Control, Circular No. A-123 (July 15, 2016).

# Major Findings

---

## Covert Tests and Eligibility File Reviews for Selected Head Start Grantees Identified Control Vulnerabilities, Revealing Fraud and Improper Payment Risks That OHS Has Not Fully Assessed

Our covert tests and eligibility file reviews for selected Head Start grantees found control vulnerabilities and potential fraud and improper payment risks that OHS has not fully assessed. While our covert tests and eligibility file reviews are nongeneralizable, they nonetheless illustrate that Head Start center staff do not always properly verify eligibility and exemplify control vulnerabilities that present fraud and improper payment risks to the Head Start program. Leading practices for managing fraud risks state that agencies should assess fraud risks as part of a strategy to mitigate the likelihood and effect of fraud. During this review, OHS officials told us they did not believe the program was at risk of fraud or improper payments. However, OHS has not performed a comprehensive fraud risk assessment to support this determination. Performing a comprehensive fraud risk assessment, consistent with leading practices, could help OHS fully assess the likelihood and effect of fraud risk it faces and ensure the Head Start program does not have more fraud risk than the agency is willing to tolerate. Once such a risk assessment is conducted, OHS can use the results to inform the design and implementation of antifraud controls. Consistent with leading practices for managing fraud risks, such controls could include covert tests similar to those we performed for this review, as a way to monitor and evaluate the effectiveness of eligibility-verification controls.

---

### Covert Tests at Selected Centers Identified Control Vulnerabilities and Potential Fraud

We performed 15 covert control tests at selected grantees' Head Start centers and found staff did not always verify eligibility as required, and in some cases may have engaged in fraud to bypass eligibility requirements altogether.<sup>26</sup> Posing as fictitious families, we attempted to enroll children at Head Start centers in the Los Angeles,

---

<sup>26</sup> We refer to indicators of fraud and potential fraud in these covert tests because whether an act is in fact fraud is a determination to be made through a judicial or other adjudicative system and is beyond management's professional responsibility for assessing risk. Accordingly, determining whether fraud actually occurred is beyond the scope of this review.

Detroit, Chicago, New York City, and Boston metropolitan areas using fictitious eligibility documentation. For each of our 15 tests, we provided incomplete or potentially disqualifying information during the enrollment process, such as pay stubs that exceeded income requirements. As previously discussed, Head Start grantees may fill up to 10 percent of their slots with children from families who do not meet any of the eligibility criteria, but who “would benefit” from participation in the program, commonly referred to as over-income slots. For those tests where it was unclear as to whether the Head Start center processed our application as an over-income slot, we followed up to review the eligibility documentation and see whether it was categorized correctly.

In seven of 15 covert tests, the Head Start centers correctly determined we were not eligible. In these seven tests, staff at the Head Start centers categorized our applications as over-income. In some cases, the staff recommended other child-care services or placed us on a waitlist as an over-income applicant, as permitted by program rules.

In three of 15 covert tests, we identified control vulnerabilities, as Head Start Center staff encouraged us to attend without following all eligibility-verification requirements.

- In one of these three cases, we did not provide any documentation to support claims of receiving public assistance and earned wages, as required by program regulations, but we were still accepted into the program.
- In the second of these three cases, we did not provide any documentation to support claims of receiving cash income from a third-party source, as required by program regulations, but Head Start staff encouraged us to attend nonetheless.
- In the third of these three cases, center staff emphasized we would need to indicate income below a specific amount (the federal poverty level) so that we would qualify. We later retrieved our eligibility documents from this center’s files and found that some documents in the file noted the grantee had reviewed our income information—though we had provided none—and other documents in the file noted the grantee was still waiting on our income documentation. We were eventually contacted by Head Start center personnel and told we were accepted into the



program and asked to provide income documentation, though our income had not yet been verified.

While these three cases showed several vulnerabilities, such as instructions regarding income limit and approval without the documentation, we did not categorize these three cases as potential fraud because we did not have evidence of staff knowingly and willfully making false statements or encouraging our applicant to make a statement they knew to be false. Also, in each of these three cases, we were told we could bring the missing documentation when the child began attendance or at orientation.

In the remaining five of 15 covert tests, we found indicators of potential fraud, as described in greater detail below. We plan to refer these five cases of potential fraud to the HHS Office of Inspector General (OIG) for further action as appropriate.

- In three of these five potential fraud cases, documents we later retrieved from the Head Start centers' files showed that our applications were fabricated to exclude income information we provided, which would have shown the family to be over-income. For example, in one case the Form 1040 Internal Revenue Service (IRS) tax form we submitted as proof of income was replaced with another fabricated 1040 tax form. The fabricated 1040 tax form showed a lowered qualifying income amount, and the applicant signature was forged.
- In two of the five potential fraud cases, Head Start center staff dismissed eligibility documentation we offered during the enrollment interview. For example, in one case we explained we had two different jobs and offered an IRS W-2 Wage and Tax Statement (W-2) for one job and an employment letter from a separate employer. The combined income for these jobs would have shown the family to be over-income. However, the Head Start center only accepted income documentation from one job and told us we did not need to provide documentation of income from the second job—actions which made our applicant erroneously appear to be below the federal poverty level.

See appendix II for more details on the results of our 15 covert tests. We withdrew our fictitious families from the programs after each test was completed to ensure we did not take the slot of an eligible child.

To view selected video clips of these undercover enrollments, go to <https://www.gao.gov/products/GAO-19-519>.

While the results of our covert tests cannot be generalized to all Head Start centers or applications submitted, these results illustrate how Head Start staff at the selected grantees did not always properly verify eligibility and exemplify control vulnerabilities that present fraud and improper payments risks to the Head Start program.<sup>27</sup> Moreover, the results of our tests are similar to what we found in our 2010 covert testing of the Head Start program. Specifically, in September 2010 we reported that for eight of 13 covert eligibility tests, Head Start center staff actively encouraged our fictitious families to misrepresent their eligibility for the program, and, in at least four cases, documents we later retrieved from centers found our applications were doctored to exclude income information for which we provided documentation.<sup>28</sup> OHS officials told us that they had not implemented covert testing as a management oversight function, which is an action we suggested OHS consider following our covert testing in 2010. Specifically, in our September 2010 report, we suggested several potential actions for OHS management to consider when attempting to minimize Head Start fraud and abuse and improve program oversight, including conducting undercover tests, such as the ones we describe in this report. OHS officials told us that the agency has not conducted such covert tests as part of its monitoring and oversight of the program. These officials explained that they had not done so in part because they believed grantees may react to such testing by taking an overly strict approach to reviewing eligibility that could jeopardize program access for families in legitimate need. OHS officials also noted that they did not have expertise in covert testing and would need to consult with their OIG or others in establishing such a program.

Leading practices for fraud risk management include conducting risk-based monitoring of the program, which can include activities such as covert testing and unannounced examinations, among other activities.<sup>29</sup> During this review, OHS officials also acknowledged that the results of our more-recent undercover tests suggest they may need to explore options for additional risk-based monitoring of the program, including covert testing. For example, OHS officials

---

<sup>27</sup>As previously mentioned, OHS officials told us that insufficient documentation of eligibility would be treated as an improper payment under IPIA reporting requirements.

<sup>28</sup>[GAO-10-1049](#).

<sup>29</sup>[GAO-15-593SP](#).



acknowledged that their current monitoring reviews of eligibility files cannot detect the type of fraud identified by our covert tests, such as when a grantee alters eligibility documents or deliberately fails to collect all income information available from the family, as required. Enhancing its risk-based monitoring of the program through covert testing could help OHS better ensure it better detects and addresses potential fraud and abuse in the Head Start program.

While OHS did not implement covert testing following our 2010 report, OHS has taken several other steps to improve program controls related to eligibility verification and fraud risk management. For example, since March 2015, OHS has required all grantees to retain source documentation used to determine eligibility. Grantees must maintain this eligibility documentation while the child is enrolled in the program and for at least 1 year after the child exits the program to facilitate on-site monitoring reviews to ensure grantees are meeting eligibility requirements. Moreover, to help promote accountability for those making eligibility determinations, in March 2015 OHS started requiring all grantees to establish policies and procedures describing actions to be taken against staff who intentionally violate federal and program eligibility-determination regulations.

However, while OHS has taken steps since our 2010 report to better ensure eligibility verification, our testing shows that vulnerabilities in program controls for verifying eligibility and the related risk of fraud and improper payments persist. For example, our testing demonstrates that vulnerabilities in program controls could allow grantees to fraudulently make it appear that ineligible children are actually eligible—such as by doctoring income documents or purposefully dismissing part of a family’s income to make over-income families appear to have income under the federal poverty level. These vulnerabilities pose the risk that ineligible children will receive Head Start program services through fraud perpetuated by grantees, while eligible children are put on wait lists or otherwise do not receive services. At the same time, as a result of these control vulnerabilities, OHS risks improperly paying grantees to provide services to ineligible families, resulting in potential improper payments. As described in greater detail below, fully assessing the risks of fraud and improper payments in the Head Start program could help OHS better manage these risks.

## Case File Reviews for Five Selected Head Start Grantees Identified Control Vulnerabilities and Improper Payment Risks

Case file reviews we conducted for five selected Head Start grantees found eligibility documentation consistently identified the qualifying factors used to determine eligibility as required by program rules. However, we found that files did not always include sufficient documentation to support the enrollment, demonstrating control vulnerabilities and improper-payment risks.<sup>30</sup> Among other things, Head Start eligibility screening requires staff to include the following in each child’s file:

- a statement that staff identified a child’s eligibility through a specific criterion, such as low income, homelessness, or beneficiary of certain public-assistance programs;
- copies of any documents or statements, such as income documentation, that were used to verify eligibility as specified in program regulations; and
- a statement that the intake staffer made reasonable efforts to verify eligibility information through an interview (in person or via phone) and a description of the staffer's efforts to verify eligibility if the applicant submits self-attestation for income.<sup>31</sup>

We reviewed a nongeneralizable sample of 256 eligibility files by selecting about 50 files from each of the five selected Head Start grantees to ensure the child’s eligibility determination was sufficiently supported as required by HSPPS.<sup>32</sup> As mentioned, these five grantees were randomly selected within groups designed to include variation in program size, program type (Early Head Start and Head Start), geographic area, and grantees that outsource program administration to third-party delegates.<sup>33</sup>

We found all five selected grantees were compliant in documenting how the child qualified for the program by including a statement in

<sup>30</sup>The file reviews we performed collected eligibility documentation from the grantees at large, as opposed to specific Head Start centers. Thus, in some cases we reviewed files from multiple Head Start centers operated by a single grantee. The five centers selected were distinct from those where we conducted covert testing.

<sup>31</sup>45 C.F.R. § 1301.12(k)(2).

<sup>32</sup>Specifically, we reviewed 50 files for four of the selected grantees and 56 files for one grantee.

<sup>33</sup>Additional details on our methodology for selecting these grantees and program files appear in app. I.

the file that identified a child’s eligibility through a specific criterion, such as homelessness, income, or qualifying public-assistance program for the files we reviewed. Specifically, each of the grantees we reviewed utilized a standard form to capture this information.

However, for all five Head Start centers we reviewed, we identified at least one instance in which grantees did not include sufficient documentation to support the enrollment, such as incomplete or incorrect income documentation. Instances of noncompliance at each Head Start center ranged from one to 15 files. For example, in some instances the application indicated both spouses were employed at the time of the application, but income from only one spouse was included in the file. These examples are not compliant with regulations as total family income is required to determine eligibility. As another example, in one case we reviewed, the supporting income documentation was dated after the application and enrollment dates, meaning that the grantees accepted the child into the program before obtaining documentation to verify the family’s income. While grantee staff said that the pay stubs indicated the family was eligible based on income, the staff acknowledged the information in the file was irreconcilable given the income documentation was dated after the application and enrollment dates.

One of the 256 files we reviewed contained an indication of potential fraud. Specifically, the file indicated the applicant was homeless and had moved from Southeast Texas to North Texas as a result of Hurricane Harvey. However, the file also included a residential rental agreement in North Texas that was signed a month prior to Hurricane Harvey's making landfall in Southeast Texas.

We also found instances in which grantees did not document how intake staff verified eligibility information, as required by relevant regulations, for all five grantees we reviewed.<sup>34</sup> Specifically, we found instances of noncompliance with requirements that grantees document how intake staff made reasonable efforts to verify eligibility information through an interview; or of failure to describe their efforts to verify eligibility if the applicant submits self-attestation for income. A single grantee accounted for 54 of these 87 noncompliances. A senior official from this grantee acknowledged that the files should have included that information and, according to that official, the grantee had since made efforts to correct the noncompliance by using a standard form that captures that information. See table 1 for details

---

<sup>34</sup>45 C.F.R. § 1301.12(k).

and counts on the instances of noncompliance we found among the 256 grantee eligibility files we reviewed.

**Table 1: Count of Selected Grantees’ Noncompliance with Eligibility Documentation Requirements**

Grantee	File did not include a statement that staff identified a child’s eligibility through a specific criterion	File did not include copies of any documents or statements, such as income documentation, that were used to verify eligibility	File did not include statement that the intake staffer made reasonable efforts to verify eligibility information through an interview or described their efforts to verify eligibility if the applicant submitted self-attestation for income
Grantee 1	0	12	9
Grantee 2	0	1	14
Grantee 3	0	5	5 <sup>a</sup>
Grantee 4	0	15	5
Grantee 5 <sup>b</sup>	0	4	54
<b>Total</b>	<b>0 of 256 files</b>	<b>37 of 256 files</b>	<b>87 of 256 files</b>

Source: GAO review of selected eligibility files. | [GAO-19-519](#)

<sup>a</sup>There was one additional file for which we could not determine compliance for this requirement, and it is not counted as noncompliant with this requirement.

<sup>b</sup>The total number of files sampled at this grantee was 56, whereas for all other grantees the total was 50.

While our file reviews cannot be generalized to all Head Start centers or applications submitted, these results suggest that Head Start center staff did not always properly verify eligibility, thereby exemplifying control vulnerabilities that pose fraud and improper payments risks to the Head Start program. For example, the results of our file reviews demonstrate that vulnerabilities in program controls could allow grantees to enroll children without documenting all family income, thus making over-income children appear to be from families with income under the poverty level. These vulnerabilities pose the risk of children from over-income families who are ineligible receiving Head Start program services while eligible children from families with income below the poverty level are put on wait lists or otherwise do not receive services. At the same time, OHS risks improperly paying grantees to provide services to ineligible families as a result of these control vulnerabilities. As described in greater detail below, fully assessing the risks of fraud and improper payments in the Head Start program could help OHS better manage these risks.

## OHS Has Not Fully Assessed Fraud Risk

OHS has not conducted a comprehensive fraud risk assessment or created a fraud risk profile in accordance with leading practices for fraud risk management, which could allow the type of vulnerabilities we identified in our covert testing and file reviews to persist.<sup>35</sup> For example, without having performed a fraud risk assessment, OHS has not examined the suitability of its existing antifraud controls for mitigating the types of fraud risks we identified in our current work, as well as our previous 2010 work and work by the HHS OIG, suggesting these vulnerabilities are a long-standing issue.

There is no universally accepted approach for conducting fraud risk assessments, since circumstances between programs vary. However, assessing fraud risks generally involves five actions:<sup>36</sup>

1. identifying inherent fraud risks affecting the program—that is, determining where fraud can occur and the types of both internal and external fraud risks the program faces;
2. assessing the likelihood and impact of inherent fraud risks;
3. determining fraud risk tolerance;
4. examining the suitability of existing fraud controls and prioritizing risk that remains after application of the existing fraud controls; and
5. documenting the program's risk profile.

According to OHS officials, they have not performed a fraud risk assessment because they do not believe the Head Start program is at significant risk of fraud and improper payments. However, our prior and current work suggests OHS cannot support these assertions. Specifically, during this review, OHS officials told us they

---

<sup>35</sup>[GAO-15-593SP](#). As mentioned, OMB states in its Circular A-123, as reissued in 2016, that federal managers should adhere to the leading practices identified in the Fraud Risk Framework.

<sup>36</sup>For details, see [GAO-15-593SP](#), p. 12. The Fraud Risk Framework does not recommend a standard interval between fraud risk assessments. In general, allowing extended periods to pass between fraud risk assessments could result in ineffective control activities. According to experts GAO consulted, the frequency of updates can range from 1 to 5 years.

reached the conclusion that the Head Start program was not at risk of significant fraud and improper payments in fiscal year 2012 due to low rates or erroneous payments found in their monitoring reviews, as well as an improper-payment risk assessment of the program, utilizing HHS's standard risk assessment template, which found the program was at low risk for improper payments.<sup>37</sup> In fiscal year 2016 OHS performed another improper-payment risk assessment of the program and determined that Head Start continued to not be susceptible to significant improper payments. However, conducting an improper-payment risk assessment would not necessarily provide OHS insight into fraud risks facing the program and therefore would not support the conclusion that Head Start is not at significant risk of fraud. Further, in January 2019, we reported that we could not determine whether OHS had a reasonable basis for its conclusion that Head Start is at low risk for significant improper payments.<sup>38</sup> Our January 2019 report noted that OHS did not consider the effect of grantees making eligibility determinations in its improper payment risk assessment, and that the inability to authenticate eligibility was one of the largest root causes of improper payments in the government for the period we reviewed.<sup>39</sup> We recommended, and HHS agreed, to revise the process for conducting improper-payment risk assessments, to include preparing sufficient documentation to support its risk assessments. We are continuing to monitor HHS's efforts in this area.

While OHS has agreed to improve how it documents its risk of improper payments in response to our January 2019 recommendation, OHS could also benefit from taking necessary steps to fully assess the risk of fraud in the Head Start program. As mentioned earlier, our covert tests and file reviews illustrate program control vulnerabilities that present fraud and improper payment risks to the Head Start program. They also demonstrate potential

---

<sup>37</sup>As of fiscal year 2013, HHS, in consultation with its OIG and with approval from OMB, no longer reports annual improper payment estimates related to the fiscal year because its findings of erroneous payments were so low.

<sup>38</sup>GAO, *Improper Payments: Selected Agencies Need Improvements in Their Assessments to Better Determine and Document Risk Susceptibility*, [GAO-19-112](#) (Washington, D.C.: Jan. 10, 2019).

<sup>39</sup>Specifically, we previously reported that our analysis of improper-payment estimates from [paymentaccuracy.gov](#) for fiscal years 2016 and 2017 indicates that the inability to authenticate eligibility is one of the largest root causes of improper payments. An official website of the U.S. government managed by OMB, [www.paymentaccuracy.gov](#) contains information about current and historical rates and amounts of estimated improper payments, why improper payments occur, and what agencies are doing to reduce and recover improper payments.

risks inherent in the structure of the program given that grantees are charged with both making eligibility determinations and maintaining full enrollment to meet grant requirements, which is a potential conflict of interest.

Further, according to federal standards for internal control, management should consider the potential for fraud when identifying, analyzing, and responding to risks. As part of these standards, management should use fraud risk factors (including incentives, opportunity, and rationalization) to identify fraud risks.<sup>40</sup> During this review, OHS officials acknowledged the presence of these fraud risk factors in the Head Start program. These fraud risk factors and how they relate to the Head Start program are described in greater detail below:

- **Incentives/pressure:** Management or other personnel have an incentive or are under pressure, which provides a motive to commit fraud. In the Head Start program, grantees are required to maintain full enrollment and may risk losing some of or their entire grant funding if they do not maintain full enrollment; consequently, grantees may have a financial incentive or may feel pressure to skirt eligibility requirements or to misreport enrollment figures, so that their grant funds are not reduced or jeopardized. OHS senior officials acknowledged that grantees may feel pressure to maintain full enrollment and noted that recent OHS enforcement actions taken against underenrolled grantees may have inadvertently added increased pressure on grantees to demonstrate full enrollment.
- **Opportunity:** Circumstances exist, such as the absence of controls, ineffective controls, or the ability of management to override controls, that provide an opportunity to commit fraud. In the Head Start program, grantees have the opportunity to commit fraud during the eligibility-determination process by making ineligible families appear to qualify for services, and OHS's current control activities—its monitoring review process—cannot identify these fraudulent actions. For example, as we found in our covert testing, a grantee could alter eligibility documents or deliberately fail to collect all income information available from applicants, thus making ineligible applicants appear to

---

<sup>40</sup> [GAO-14-704G](#). *Standards for Internal Control in the Federal Government* states that fraud risk factors include incentives/pressure, opportunity, and rationalization. Fraud risk factors do not necessarily indicate that fraud exists but are often present when fraud occurs.



qualify for the program. Similarly, grantee staff can commit fraud by encouraging an applicant to misreport income, such as by having the applicant self-attest to earning no income, or reporting incorrect income amounts on self-prepared tax documents, giving the appearance that the applicant qualifies for the program. OHS officials acknowledged that its current process for reviewing eligibility files to determine compliance with program rules cannot detect this type of fraud, which heightens the risk that staff at some Head Start centers would take advantage of this opportunity to commit fraud.

- **Rationalization:** Individuals involved are able to rationalize committing fraud. According to senior Head Start officials, grantee staff’s desire to help families receive services might lead them to rationalize skirting eligibility requirements. For example, OHS officials noted that grantee personnel who work in areas with a high cost of living may encounter families who make too much money to qualify for Head Start, but still cannot afford child care. As a result, OHS officials speculated that grantee staff may rationalize their actions to skirt eligibility requirements in an effort to help families in need of child care.

Taking all of these factors into account and incorporating the fraud risks we identified as part of a comprehensive fraud risk assessment could help OHS fully assess the likelihood and impact of fraud risk it faces and help ensure that the Head Start program does not pose a higher level of fraud risk than the agency is willing to tolerate. Once such a risk assessment is conducted, the results can inform the design and implementation of antifraud controls. Consistent with leading practices of the fraud risk management framework, such controls could include covert tests similar to those we performed for this review, as a way to monitor and evaluate the effectiveness of eligibility verification controls.

---

## OHS Has Not Ensured Timely Monitoring of Grantees, but Has Recently Taken Steps to Improve Timeliness

## OHS Has Not Ensured Timely Oversight and Monitoring of Grantee Compliance with Federal Requirements, Leading to Delays in Determining That Deficiencies Are Resolved

As part of the monitoring reviews conducted under OHS's Head Start monitoring system, OHS has internal goals to notify, follow up with, and issue final reports to grantees about the status of program monitoring reviews but has not consistently ensured deficiencies are resolved by grantees in a timely manner. A deficiency is an area of performance in which a grantee is not in compliance with state or federal requirements. Deficiencies may involve a threat to the health and safety of children, the misuse of Head Start grant funds, or other issues.<sup>41</sup>

OHS officials told us that, for the period we reviewed, the agency had informal timeliness goals of its monitoring review system. We reviewed all monitoring reviews (242 total) conducted from October 2015 through March 2018 that identified the grantee had a deficiency. OHS officials told us that during this period, the agency had informal timeliness goals for notifying grantees of deficiencies, confirming deficiencies are resolved, and issuing final follow-up reports. According to OHS officials, these informal goals were expectations for OHS staff, but not documented. Specifically, the officials stated that these timeliness goals included

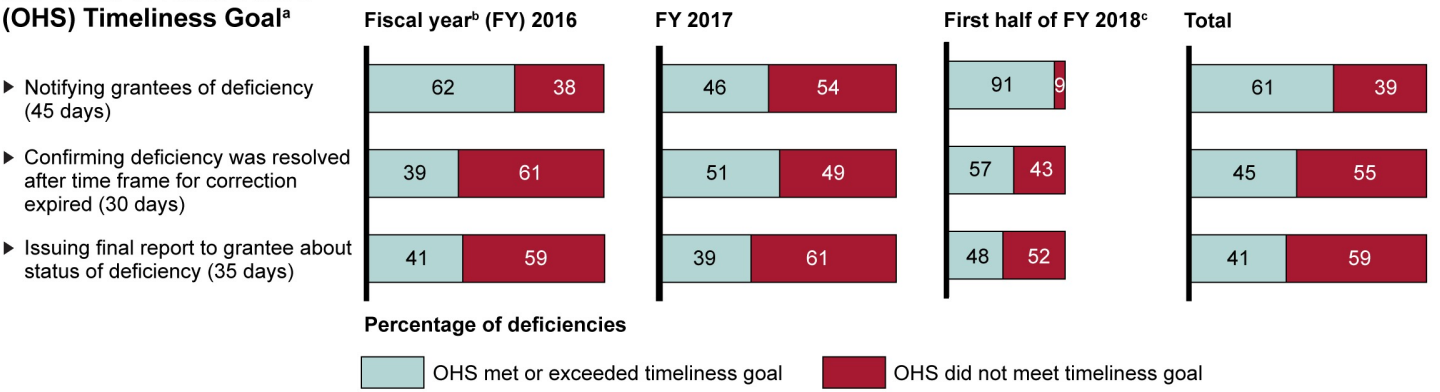
1. notifying the grantees that a deficiency was identified within 45 business days of completing the monitoring review,
2. confirming the deficiency was resolved within 30 days after the grantees' time frame for correction expires, and
3. issuing a final follow-up report to the grantee about the status of the deficiency within 35 days after the grantees' time frame for correction expires.

<sup>41</sup>The deficiencies referred to here may involve a threat to the health, safety, or civil rights of children or staff; a denial to parents of the exercise of their full roles and responsibilities related to program governance; a failure to perform substantially the requirements related to Early Childhood Development and Health Services, Family and Community Partnerships, or Program Design and Management; or the misuse of Head Start grant funds. This includes the loss of legal status or financial viability, loss of permits, debarment from receiving federal grants or contracts or the improper use of federal funds; or any other violation of federal or state requirements including, but not limited to, the Head Start Act or one or more of the performance standards, and which the grantee has shown an unwillingness or inability to correct within the period specified by the responsible HHS official, of which the responsible HHS official has given the grantee written notice.

For October 2015 through March 2018, we found OHS did not consistently meet each of its three timeliness goals. Specifically, during this time frame, OHS did not meet its timeliness goal for notifying grantees when a deficiency was identified for 39 percent of deficiencies. Also, OHS did not meet its timeliness goal for confirming the deficiency was resolved after the time frame for correction expired for 55 percent of deficiencies. Further, OHS did not meet its timeliness goal for issuing a final follow-up report to the grantee about the status of the deficiency for 59 percent of deficiencies. Figure 4 below provides additional details on OHS’s timeliness goals and its performance toward meeting these goals from October 2015 through March 2018 (the period covered by our file review).

**Figure 4: OHS Time Frames for Notifying Grantees of Deficiencies, Confirming Deficiencies Are Resolved, and Issuing Final Reports from October 2015 through March 2018**

**Monitoring Process and the Office of Head Start’s (OHS) Timeliness Goal<sup>a</sup>**



Source: GAO analysis of OHS data. | GAO-19-519

<sup>a</sup>FY 2016 included 123 reports with 165 total deficiencies. FY 2017 included 79 reports with 108 total deficiencies. FY 2018 included 40 reports with 45 total deficiencies.

<sup>b</sup>All days are business days and holidays, excluding weekends.

<sup>c</sup>Due to the timing of our data request, FY 2018 data are only from October 2017 through March 2018.

OHS officials acknowledged that these monitoring reviews fell short of OHS’s informal timeliness goals during the time frame of our review, and explained that a variety of factors may have contributed to these delays. For example, OHS officials told us that difficult cases that involve OHS’s legal team can absorb staff time and delay the monitoring review process. OHS officials also stated that unclear roles and responsibilities for ensuring the review process was implemented effectively, and higher agency priorities, also contributed to these delays.

Without confirming deficiencies are resolved and issuing final reports on these deficiencies in a timely manner, OHS may allow unresolved deficiencies to linger and pose significant risks to children in the Head Start program. For example, in two monitoring reviews we reviewed, OHS identified instances of child abuse, but OHS did not follow up in a timely manner to ensure the deficiencies were resolved. In the intervening time, according to the monitoring reports, additional instances of child abuse were reported, illustrating the risk of not following up on and ensuring audit findings are resolved in a timely manner.

---

## **OHS Has Taken Steps to Improve Timelines for Oversight and Monitoring of Grantees but Has Not Established a Process for Evaluating Its Progress**

In October 2018, OHS put in place the first formal guidance that documents its process—including staff roles and timelines—for notifying, following up, and issuing final reports on deficiencies identified by its monitoring reviews. OHS refers to the new guidance as its “workflows.” OHS officials noted the timeliness goals in its new workflows are the same as the informal guidelines previously in place, but the new workflows assign specific responsibilities and timelines for staff to implement. OHS officials told us the new guidance was disseminated throughout the agency and to all relevant parties upon its issuance, and that OHS has provided training to all regional offices, including in-person training to senior staff and review leads. Given that the workflows are new, OHS officials told us that the specific effect of the new workflows remains to be seen.

OHS officials also told us they plan to monitor the success of the new workflows by tracking the timeliness with which they notify grantees of deficiencies; confirm deficiencies have been resolved; and issue final reports of deficiencies. However, OHS officials told us they have not yet developed a method to assess or evaluate the new workflows to ensure timeliness goals are met. According to OHS officials, OHS has assigned a monitoring lead who is responsible for ensuring that the workflows are adhered to as outlined and has weekly meetings with the requisite parties to ensure reports are moving forward in a timely fashion. However, it is not clear what steps OHS will take when time frames are exceeded, and how any monitoring efforts will be evaluated and used to inform the monitoring review process to ensure the timeliness goals are met.

According to federal standards for internal control, management should establish and operate monitoring activities to monitor the internal control system and evaluate the results. The standards

further note that establishing a baseline to monitor the internal control system contributes to the evaluation of results.<sup>42</sup> Specifically, the baseline serves as the current state of the internal control system compared against management’s design of the internal control system. Once established, management can use the baseline as a criterion in evaluating the internal control system and make changes to reduce the difference between the criteria and condition to contribute to the operational effectiveness of internal controls.

Separately, as part of federal standards for internal control, management should evaluate and document the results of ongoing monitoring to identify internal control issues. Management uses this evaluation to determine the effectiveness of the internal control system. Differences between the results of monitoring activities and the previously established baseline may indicate internal control issues, including undocumented changes in the internal control system or potential internal control deficiencies.

According to OHS officials, OHS has assigned a person to perform ongoing monitoring of the new workflows and their effect, but OHS has not defined a baseline to better measure the effectiveness of the workflows and has no plans to evaluate and document the results of these monitoring activities. Specifically, as of February 2019, OHS officials told us that, of the 104 monitoring reports completed since the inception of the new workflows, 90 (87 percent) have moved forward in the appropriate time frame, and follow-up reviews are following a similar process. However, according to OHS officials, there have been no plans to develop a baseline and perform periodic evaluations as the workflows are so new and still in the early phases of implementation. By establishing a baseline to help measure performance and evaluating and documenting the results of this monitoring to determine the effectiveness of its new workflows, OHS would be better positioned to ensure it meets its new timeliness goals and can identify and address any problems impeding the effective implementation of its new workflows.

---

## **Vulnerabilities Exist in OHS’s Method for Ensuring Grantees Provide Services to All Children and Pregnant Women They**

---

<sup>42</sup>[GAO-14-704G](#).

# Are Funded to Serve, Heightening Risk of Fraud and Improper Payments

OHS seeks to ensure that grantees provide services to all the children and pregnant women they are funded to serve, but vulnerabilities exist in OHS’s method for monitoring grantees’ service levels. Specifically, OHS relies on enrollment data that may be unreliable for determining the number of children and pregnant women grantees serve, and OHS has not adopted a risk-based approach to verifying grantees’ enrollment data with daily attendance data that may be more reliable for this purpose. Further, OHS does not provide program-wide guidance on when grantees should consider slots vacant after long-term absences, nor does OHS require grantees to document Early Head Start (EHS) pregnancy services. Without addressing these vulnerabilities, the program will remain at risk of fraud and improper payments to grantees for services that are not actually delivered to children and pregnant women in need.

---

## OHS Uses Potentially Unreliable Data to Monitor Grantees’ Service Levels, and Its Recent Efforts Do Not Effectively Verify Data Quality

OHS relies on enrollment data that may be unreliable for monitoring the number of students (children and pregnant women) grantees serve, and OHS’s recent efforts to verify the quality of these data lack consistency and effectiveness. The Head Start Act requires grantees to maintain full enrollment, meaning the total number of students that each grantee was funded to serve.<sup>43</sup> In June 2018, OHS emphasized this requirement by issuing program instructions to grantees stating that they must provide services to 100 percent of the children and pregnant women they are funded to serve.

OHS monitors grantees’ service levels by collecting “actual enrollment” data from grantees each month,<sup>44</sup> and putting grantees under enrollment review after 4 or more consecutive months of

---

<sup>43</sup>42 U.S.C. § 9837(g). As mentioned above, if a grantee is underenrolled for 4 or more consecutive months, OHS puts that grantee under enrollment review. During enrollment reviews, grantees must collaborate with OHS officials to develop and implement a plan and timetable for reducing or eliminating underenrollment. If, 12 months after the development and implementation of the plan, the grantee still has an actual enrollment below 97 percent of funded enrollment, OHS can designate the grantee as chronically underenrolled and may take actions such as recapturing, withholding, or reducing annual funding and funded enrollment. 42 U.S.C. § 9836A(h).

<sup>44</sup>As mentioned, OHS instructs grantees that “actual enrollment” numbers they report should reflect the total number of children and pregnant women enrolled on the grantees’ last operating day of the month.



underenrollment. However, OHS does not effectively determine the reliability of grantees' self-reported actual enrollment data by reviewing attendance records to verify the accuracy of the enrollment data grantees submit. Unlike actual enrollment numbers, daily attendance records more accurately represent grantees' service levels because they demonstrate the extent to which students receive services on a daily basis.<sup>45</sup> Thus, grantees' attendance records could be used to trace their self-reported actual enrollment numbers to source documents and verify their accuracy.

We analyzed attendance records for a nongeneralizable sample of nine grantees to verify the accuracy of enrollment numbers they reported for March 2018. As part of this work, senior officials explained that they expect grantees to unenroll students who have not received services (or were absent) for 30 consecutive days. As described in greater detail below, OHS has not communicated this expectation to grantees.

Applying this expectation, we found that the enrollment numbers reported to OHS for March 2018 would be considered accurate when considering OHS's expectation for serving students for six of the nine grantees we reviewed.<sup>46</sup> However, the enrollment numbers reported by 3 of the 9 grantees would not be considered accurate. For example, by applying OHS's expectation, we found one grantee that reported full enrollment would be 91 percent enrolled, and at least 395 slots that were reported as enrolled that month would not be considered enrolled. We found the other two grantees would be just below full enrollment, falling short of OHS's requirement to serve 100 percent of funded enrollment. Without using attendance data to verify the accuracy of grantees' self-reported enrollment data, OHS would not be aware that these three grantees would be considered underenrolled in March 2018. Figure 5 provides additional details on our analysis of the reliability of these selected grantees' self-reported enrollment numbers.

---

<sup>45</sup>We refer to "service levels" as the number of students who actually attend Head Start programs for the opportunity to receive services. We do not use this term to describe the quality of services (e.g., early education and child-development services) that students receive when attending Head Start programs.

<sup>46</sup>We applied this expectation to attendance for children, but we did not apply it to pregnant women enrolled in EHS. As described further below, we found data on pregnancy services to be unreliable for verifying actual enrollment. See app. I for more details about our methodology.

Figure 5: Reliability of Selected Grantees' Self-Reported Enrollment Numbers Varied for March 2018

	Grantee's self-reported service level	Service level found by GAO	
Grantee 5	Fully enrolled	Fully enrolled	✓
Grantee 4	Fully enrolled	Fully enrolled	✓
Grantee 1	Fully enrolled	Fully enrolled	✓
Grantee 6	Fully enrolled	Fully enrolled	✓
Grantee 9	Fully enrolled	Fully enrolled	✓
Grantee 7	Underenrolled	Underenrolled	✓
Grantee 8	Fully enrolled	Underenrolled	✗
Grantee 3	Fully enrolled	Underenrolled	✗
Grantee 2	Fully enrolled	Underenrolled	✗

Per the Office of Head Start's (OHS) guidance to GAO, the grantee **overreported at least 395 slots** and was about **91.2 percent enrolled<sup>a</sup>**

Per OHS's guidance to GAO, the grantee **overreported at least 20 slots** and was about **99.1 percent enrolled<sup>b</sup>**

Per OHS's guidance to GAO, the grantee **overreported 1 slot** and was about **99.7 percent enrolled**

Reliability of grantees' self-reported service level per OHS's guidance to GAO

- ✓ The grantee reported reliable enrollment numbers
- ✗ The grantee reported unreliable enrollment numbers

Source: GAO analysis of grantee data. | GAO-19-519

<sup>a</sup>This grantee had classroom transfers in its attendance data, which occur when a child unenrolls from one classroom and enrolls into another classroom under the same grant. These transfers created 66 duplicated children in GAO's total enrollment number for this grantee. Thus, our less-conservative analysis found that this grantee overreported 461 slots and was at about 89.8 percent of full enrollment that month when applying OHS's guidance.

<sup>b</sup>This grantee had classroom transfers in its attendance data, which created eight duplicated children in GAO's total enrollment number for this grantee. Thus, our less-conservative analysis found that this grantee overreported 28 slots and was at about 98.8 percent of full enrollment that month when applying OHS's guidance.



In response to our review, OHS officials began taking steps to assess the reliability of grantees' enrollment data, but OHS does not consistently use attendance data as part of this new process, making it less effective. Initially, OHS officials told us the agency did not use attendance records to verify grantees' enrollment data because doing so would be too time-consuming. Subsequently, OHS officials told us that, in response to our review, the agency began requiring reviewers to verify the accuracy of grantees' self-reported actual enrollment data during OHS monitoring reviews in fiscal year 2019. Specifically, reviewers are now required to review grantees' supporting documentation on-site during OHS's Focus Area Two monitoring reviews, which occur once during each grantee's 5-year grant cycle.

While OHS took steps to verify grantees' self-reported enrollment data, OHS does not consistently require reviewers to consider attendance data as part of its review. Instead, the supporting documentation that reviewers consider depends on grantees' individual processes and whichever data grantees use to calculate and self-report enrollment. OHS officials said reviewers sometimes use attendance data to verify the enrollment numbers reported to OHS, but the officials were unsure of how often this occurred. In contrast, reviewers often rely on enrollment records that grantees maintain on students' enrollment dates and drop dates.<sup>47</sup> However, as previously discussed, daily attendance data are a more accurate measure of grantees' service levels, whereas the students' enrollment dates and drop dates do not demonstrate the extent to which grantees provided services to the students on a daily basis.

OHS officials expressed confidence in the agency's new process for assessing the reliability of grantee enrollment data. Specifically, OHS officials told us that its new process of verifying the enrollment reported by the grantee through the grantees' documentation has provided the agency with evidence of grantees that have overreported enrollment numbers. According to OHS officials, as of early April 2019, 155 grantees had been reviewed using OHS's new process, and OHS confirmed that three of those grantees had an issue with accurately reporting enrollment. For example, reviewers found that one grantee's reported enrollment numbers did not match its supporting documentation for 8 of 12 months from November 2017 to November 2018. Specifically, reviewers found that the

---

<sup>47</sup>A student's enrollment date is the date when a grantee enrolls the student, such as the first day the student attends class or receives a home visit. A student's drop date is the date on which the grantee unenrolls the student from the program, at which point the student's slot is considered vacant.

grantee reported higher enrollment numbers than what was found in enrollment data that the grantee used to calculate monthly enrollment. Based on the results of such reviews, OHS officials believe that their methods appropriately identify misreporting of enrollment by grantees.<sup>48</sup>

While OHS's methods are a step in the right direction, we note that OHS's new process may not appropriately identify misreporting of enrollment by grantees when (1) grantee records on enrollment dates and drop dates do not accurately reflect whether the student is actually enrolled and receiving services, and (2) OHS reviewers do not consistently examine attendance records to verify the enrollment numbers reported to OHS. For example, a grantee that uses enrollment records as supporting documentation could intentionally or unintentionally fail to record an enrollment drop date for a student who is no longer enrolled, such as a student who ceased to attend several months in the past, making it appear that the student was enrolled and attending classes even though the student is not. This grantee could then misreport to OHS that the student was enrolled and receiving services. Under OHS's new process, OHS reviewers may erroneously conclude that the student was enrolled and receiving services if they examine the student's enrollment date and drop date in the grantee's documentation, because no drop date would be present in that documentation. Thus, under OHS's new process for verifying enrollment numbers that grantees report, OHS reviewers may not appropriately identify that the grantee misreported enrollment in this and similar scenarios. In contrast, if the OHS reviewers in this scenario examined grantee attendance records, the reviewers may identify that the student had not received services for several months, and therefore could identify that the grantee misreported enrollment.

Prior studies on the Head Start program have similarly shown that enrollment data reported by grantees may be unreliable, suggesting that OHS's use of potentially unreliable data may be a long-standing issue. For example, in April 2007, HHS OIG reported that some grantees overreported their enrollment data for monitoring purposes.<sup>49</sup> In February 2017, HHS OIG also reported that a grantee significantly overreported enrollment numbers to OHS.

---

<sup>48</sup>We did not independently corroborate OHS's findings from these reviews.

<sup>49</sup>Department of Health and Human Services, Office of Inspector General, *Enrollment Levels in Head Start*, OEI-05-06-00250 (April 2007). ACF generally supported recommendations from this report, including recommendations to help ensure the accuracy of enrollment data reported by grantees.

Specifically, a grantee reported being an average of 96.6 percent of its funded enrollment over the course of its grant period, but HHS OIG determined the grantee's average enrollment was 65 percent (or about 868 empty slots per month) of funded enrollment for that same period.<sup>50</sup> Further, GAO found in December 2003 that some grantees reported inaccurate enrollment data.<sup>51</sup> In each of these reports, HHS OIG and GAO made recommendations related to grantee enrollment, and OHS made some changes in response to these recommendations. These actions led to some improvements in OHS's oversight of grantee enrollment, but our current work suggests that issues with the reliability of the data persist.

Federal standards for internal control call for agency managers to use quality information to achieve objectives.<sup>52</sup> Such practices may include using reliable sources of data that are reasonably free from error and bias and represent what they purport to represent, as well as evaluating both internal and external sources of data for their reliability. Further, leading practices for fraud risk management include employing a risk-based approach to monitoring program controls by taking into account identified risks. In this context, taking a risk-based approach would mean OHS taking into account the risk of grantees intentionally or unintentionally reporting unreliable enrollment, as well as the related fraud and improper payment risks, when determining whether to use grantees' attendance data to verify the enrollment data that grantees report.

OHS has not adopted a risk-based approach to verifying grantees' enrollment data with attendance data. Instead, OHS officials told us that their current approach depends on factors other than risk. Specifically, OHS's current approach depends on grantees' individual

---

<sup>50</sup>Department of Health and Human Services, Office of Inspector General, *Newark Preschool Council, Inc., Did Not Always Comply With Head Start Requirements*, A-02-14-02024 (February 2017). OHS requested the OIG conduct an independent assessment of the grantee's financial activities for use by OHS in completing its grant closeout process. Among other things, HHS OIG recommended that ACF request the grantee refund approximately \$10 million to the federal government for unallowable costs applicable to underenrollment and other expenses. ACF generally concurred and stated that it would not consider awarding the grantee a new grant in the foreseeable future.

<sup>51</sup>GAO, *Head Start: Better Data and Processes Needed to Monitor Underenrollment*, [GAO-04-17](#) (Washington, D.C.: Dec. 4, 2003). In response to our recommendation to ensure accuracy of enrollment data, HHS took steps such as commissioning a study that assessed the accuracy of grantees' self-reported, annual enrollment information and later implementing its end-of-month enrollment reporting system.

<sup>52</sup>[GAO-14-704G](#).

processes and whichever supporting documentation grantees use to calculate and self-report enrollment. This approach does not mitigate the risk that grantees' individual processes may involve the use of unreliable enrollment records or result in misreporting of enrollment, among other risks.

Without taking a risk-based approach to using attendance records to verify grantees' enrollment data, OHS risks jeopardizing its ability to ensure enrollment data are accurate and thus risks using unreliable data to monitor grantees' service levels. Without reliable data, OHS will be unaware of empty slots that may not be accessible to families in need. Further, the Head Start program would remain vulnerable to improper payments made to grantees for services not actually delivered to families, as well as potential fraud when grantees intentionally overreport their monthly enrollment numbers.<sup>53</sup>

---

## OHS Lacks Guidance for Grantees on Creating Vacancies and Documenting Pregnancy Services

OHS does not provide guidance to grantees on when a student's slot should be considered vacant after long-term absences (such as 30 consecutive days or more). It also does not require grantees to document attendance for EHS pregnancy services. Without such guidance or requirements, OHS further limits its ability to monitor the extent to which grantees actually provide services to children and pregnant women.

### Creating Vacancies

OHS does not provide program-wide guidance on its expectations for when grantees should create new vacancies due to long-term student absences. According to OHS officials, once a grantee chooses to unenroll a student, a new vacancy is created. Then, according to OHS's program instructions, the grantee has a 30-day grace period before the grantee must reflect that new vacancy in the monthly enrollment data it reports to OHS. However, OHS does not provide program-wide

---

<sup>53</sup>According to OMB, an improper payment also includes payments for goods or services not received (except for such payments authorized by law). See OMB, *Appendix C to OMB Circular A-123, Requirements for Effective Estimation and Remediation of Improper Payments*, OMB Memorandum M-15-02 (Washington, D.C.: Oct. 20, 2014). Further, OHS officials said that, among other circumstances, they would consider excess funds to be improper payments if (1) such funds were distributed to grantees for services not delivered and (2) grantees used those funds for unallowable purposes.

guidance to grantees on the extent to which a student can be absent before the grantee should consider the student’s slot to be vacant. Specifically, the HSPPS allows grantees to count a student as enrolled after the student is accepted into a program and attends at least once, but neither the HSPPS nor OHS specify when a student should no longer be counted as enrolled when the student stops attending.<sup>54</sup> For example, under current program rules, a child could hypothetically attend 1 day, then be absent for several months and still be counted as enrolled.

OHS officials told us that grantees have the discretion to determine when a slot should be considered vacant due to absenteeism, which is determined by grantees’ individual policies.<sup>55</sup> However, senior OHS officials also said they believe it is reasonable to vacate an enrollment slot after 30 days of consecutive absences, and these officials told us they further believe this 30-day threshold is likely applied by grantees.<sup>56</sup> However, our analysis of grantees’ attendance records suggests that some grantees may not be applying the 30-day threshold as OHS believes.

We examined daily attendance records and vacancy policies for a nongeneralizable sample of nine grantees and found children with long-term absences whose slots were considered as enrolled rather than vacant. For example, we found that, from January to March 2018, all nine grantees had at least one child who was absent for 30 consecutive days or more and was still considered enrolled in the grantees’ enrollment records.<sup>57</sup> Further, five grantees allowed at least

---

<sup>54</sup>The HSPPS requires that Head Start centers promote regular attendance, and requires that programs “make appropriate efforts to reengage the family to resume attendance” prior to considering a slot vacant.

<sup>55</sup>OHS officials confirmed that while grantees have the discretion to determine when slots should be considered vacant in their individual policies, grantees are not required to have such vacancy policies.

<sup>56</sup>OHS officials further explained that, regardless of the program option, they expect a slot to become vacant after a student is absent for 30 consecutive days. For example, home-based programs are required to perform home visits once per week. Thus, if a family missed four to five consecutive home visits, OHS would expect the child to be withdrawn from the program. OHS officials noted that there may be extenuating circumstances when a program could justify keeping a student enrolled despite having long-term absences.

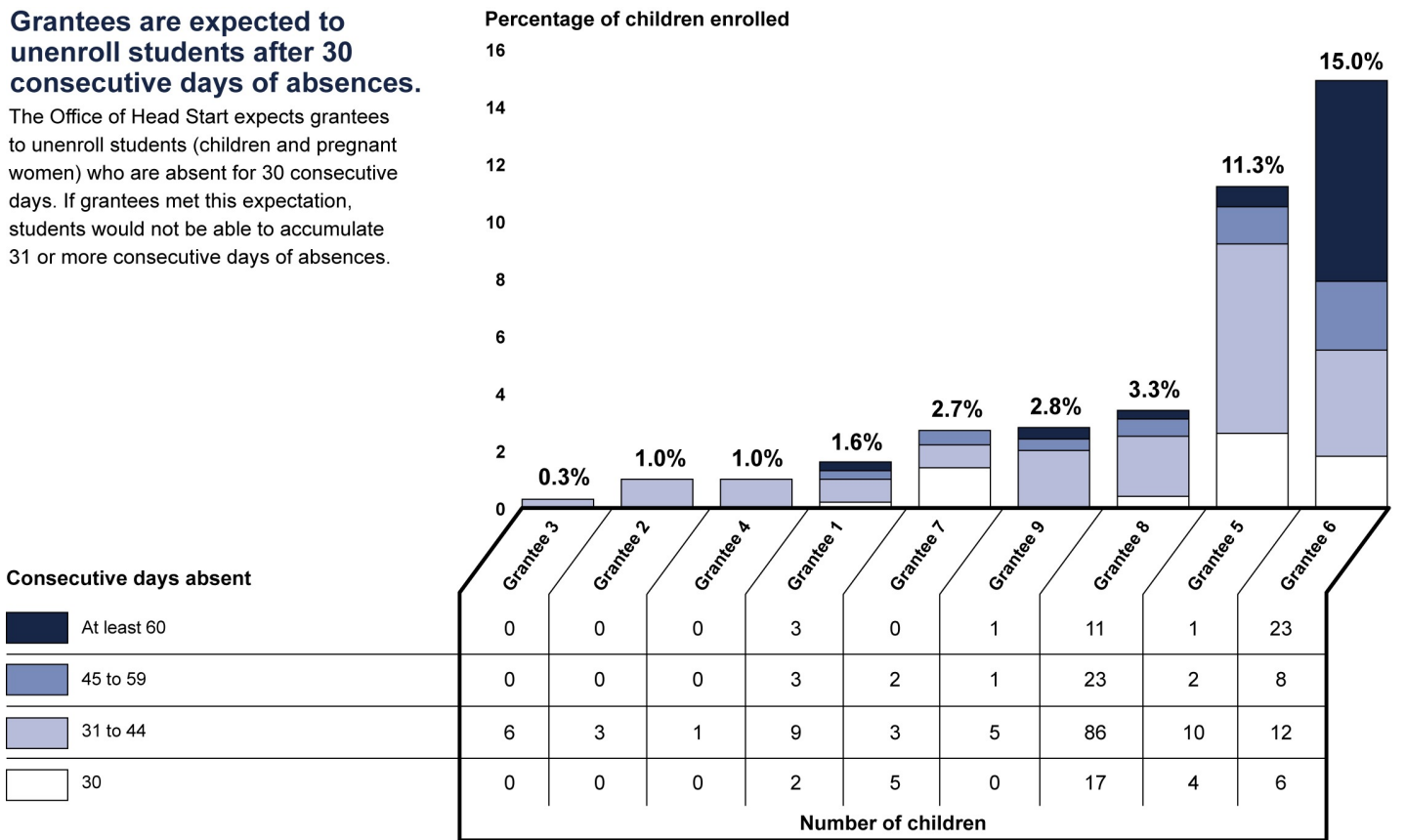
<sup>57</sup>On the basis of OHS’s expectation for grantees to unenroll students who do not attend for 30 consecutive days, these students should not have been listed as enrolled in the grantees’ enrollment records. However, even if listed as unenrolled in their enrollment records after 30 consecutive days of absences, these grantees would

one child to remain enrolled long enough to accumulate at least 60 consecutive days of absences, as shown in figure 6.<sup>58</sup> As such, these absences suggest that grantees may not be applying the standard that OHS stated it believes to be reasonable by considering these slots to be vacant after 30 consecutive days of absences.

**Figure 6: Some Selected Grantees Had Children Enrolled with Long-Term Absences More Often Than Others as of March 2018**

**Grantees are expected to unenroll students after 30 consecutive days of absences.**

The Office of Head Start expects grantees to unenroll students (children and pregnant women) who are absent for 30 consecutive days. If grantees met this expectation, students would not be able to accumulate 31 or more consecutive days of absences.



Source: GAO analysis of grantee data. | GAO-19-519

Note: We did not determine levels of absenteeism in pregnancy services, because we found that the selected grantees' attendance data for these services were unreliable for determining the extent to which pregnant women actually received services.

have still been permitted to report these students as enrolled to OHS due to the 30-day grace period for reflecting new vacancies in monthly enrollment data.

<sup>58</sup>Given that we reviewed 60 days of attendance records from each grantee, these children may have continued being absent beyond the days we reviewed, amounting to more than 60 days of consecutive absences. Also, we found that most long-term absenteeism occurred in home-based program options, as opposed to center-based program options. See app. IV for more information.

We also found that all nine grantees we reviewed documented a policy on circumstances when to consider slots vacant due to absenteeism, and the factors considered in those policies varied. These factors included specific amounts of time after which a slot should be considered vacant, and whether to count unexcused, excused, consecutive, or nonconsecutive absences when deciding to unenroll a student.<sup>59</sup> While most of the grantees counted consecutive absences, about half did not specify the amount of time after which these absences should result in vacancies.<sup>60</sup> Also, some grantees' policies clarified whether unexcused or excused absences were counted, whereas other grantees' policies did not. For example, one policy said a child's slot may be considered vacant if that child (1) falls below 70 percent attendance over a 30-day period, (2) has 50 percent unexcused absences during the past 20 days, or (3) has 50 percent excused absences during the past 30 days. In contrast, another grantee's policy indicated that families may be unenrolled due to absenteeism and if not responsive to the grantee's efforts to reengage, but the policy did not specify what type or extent of absenteeism should result in a vacancy. Figure 7 presents additional information on various factors considered in selected grantees' policies for determining when to vacate enrollment slots due to absenteeism.

---

<sup>59</sup>Nonconsecutive absences refer to other thresholds that grantees included in their policies on creating vacancies, such as the percentage of days that a student was absent.

<sup>60</sup> We found that six grantees had policies that counted consecutive absences when deciding to create a vacancy, and two grantees did so partially. These grantees had delegate agencies under their grants, and there was variation in the policies under their grants. We found that one grantee's policy did not specify whether consecutive absences should be counted when deciding to create a vacancy.



**Figure 7: Factors Varied in Selected Grantees’ Policies for Determining When to Vacate Enrollment Slots Due to Absenteeism**

	Is there a specific time frame?	Are unexcused absences counted?	Are excused absences counted?	Are consecutive absences counted?	Are nonconsecutive absences counted?
Grantee 1	●	●	◐	◐	●
Grantee 2	●	●	○	●	○
Grantee 3	○	—	—	●	○
Grantee 4	○	—	—	—	—
Grantee 5	●	●	○	●	●
Grantee 6	◐	◐	◐	◐	◐
Grantee 7	○	—	—	●	○
Grantee 8	○	●	○	●	◐
Grantee 9	●	●	—	●	○

- Yes
- ◐ Partially<sup>a</sup>
- No
- Not specified<sup>b</sup>

Source: GAO analysis of grantee policies. | GAO-19-519

<sup>a</sup>Grantees 1, 6, and 8 offered some or all Head Start services through delegates that individually maintained policies for creating vacancies due to absenteeism. For each of these grantees, we found that at least one delegate’s documentation for a factor differed from other policies maintained under its grantee. For example, out of Grantee 6’s total of six delegates, two delegates documented a specific time frame after which slots should or may be considered vacant, and four delegates did not.

<sup>b</sup>While reviewing selected grantees’ policies, we found that some grantees counted absences when deciding to unenroll students due to absenteeism, but their policies did not specify whether unexcused or excused absences applied. Similarly, one grantee did not specify whether consecutive or nonconsecutive absences applied.

Federal internal control standards call for agency managers to internally communicate quality information necessary to achieve program objectives.<sup>61</sup> Without communicating guidance to grantees stipulating when a slot should become vacant, OHS lacks assurance that grantees will unenroll students who have stopped receiving services, thus limiting OHS’s ability to monitor grantees’ service levels

<sup>61</sup>[GAO-14-704G](#).

through grantees' enrollment data. Consequently, OHS's lack of guidance to grantees may limit its ability to ensure slots that should be considered vacant are made available to children and pregnant women in need.

### **Documenting Attendance for Pregnancy Services**

OHS also does not require grantees to document attendance for EHS pregnancy services. As mentioned, grantees may also enroll pregnant women into EHS slots to receive pregnancy services, such as prenatal support and facilitated access to medical care. These services represented about 5,720 pregnant women (about 3.5 percent of EHS funded enrollment and 0.7 percent of funded enrollment for Head Start and EHS combined) during the 2018 program year. OHS officials told us there is no requirement for grantees to track attendance data for the pregnancy services that grantees provide. Rather, OHS officials said that reviewers interview grantees during Focus Area Two monitoring reviews to assess the quality of this program, which occur once during grantees' 5-year grant cycle between year 2 and 3.

We found selected grantees' attendance data for pregnancy services to be unreliable to verify actual enrollment, likely because OHS does not require grantees to document attendance for these services at all. Of the nine selected grantees, five offered EHS pregnancy services. We attempted to use attendance data from these services to verify the number of pregnant women the grantee counted toward actual enrollment in March 2018. However, based on our review of attendance data for pregnancy services and information from OHS, we determined that the attendance data were unreliable. Specifically, we found significant variation in the format and level of detail included in attendance data for the five grantees we reviewed with pregnancy services. For example, two grantees documented a substantial amount of detail about daily interactions with pregnant enrollees (e.g., home visits, phone conversations, and participation in group socialization activities), whereas other grantees documented very few details beyond the dates of home visits. OHS officials acknowledged they lack assurance that grantees' attendance data for pregnancy services accurately represent the extent to which pregnancy services are rendered since grantees are not required to track attendance for pregnancy services at all. Specifically, OHS officials said they do not prescribe how pregnancy services are provided or documented, so different types of interactions could

count toward attendance. However, some grantees may not have documented certain interactions, causing uncertainty about whether all attendance was documented.

OHS has not explored options for ensuring grantees document these pregnancy services in a manner that is not burdensome to grantees. OHS officials told us they believed it made sense to monitor data to ensure these services are being provided, but they would rather have grantees spend more time providing pregnancy services than documenting those services. Federal internal control standards call for agency managers to use quality information to achieve program objectives.<sup>62</sup> Such practices may include evaluating both internal and external sources of data for reliability. Further, leading practices for fraud risk management include employing a risk-based approach to monitoring program controls by taking into account internal and external factors that can influence the control environment.<sup>63</sup> As previously discussed, attendance records can be used to verify the accuracy of actual enrollment numbers reported by grantees. Without documenting attendance for pregnancy services, OHS can neither determine the reliability of actual enrollment numbers for these programs nor determine whether pregnancy services were provided. Further, this makes the pregnancy services vulnerable to potential fraud and improper payments, because grantees could fraudulently claim and receive funding for providing services that were never provided.

---

<sup>62</sup>[GAO-14-704G](#).

<sup>63</sup>[GAO-15-593SP](#).

# Conclusions

The Head Start program is designed to help ensure the most vulnerable and needy children receive high-quality education services to become school ready, as well as providing services to pregnant women. OHS plays an important role in ensuring that grantees implement eligibility-verification requirements to ensure qualified and more-vulnerable families are prioritized for services and that grantees actually provide the requisite services to fulfill their grant requirements. In fiscal year 2019, OHS relied on approximately 1,600 public and private nonprofit and for-profit agencies to ensure eligibility requirements were met for the approximately 1 million children, as well as pregnant women, who are enrolled in the Head Start program.

In response to our 2010 review of the program, in which our covert tests identified instances of potential fraud by Head Start grantees, OHS has taken some steps to reduce fraud risk, such as requiring grantees to maintain eligibility documentation for monitoring reviews. However, through the current review we have found that systemic vulnerabilities in program controls persist, putting the program at risk for fraud and improper payments. Further, OHS has not performed a comprehensive fraud risk assessment to consider the full range of fraud risks it faces and how to address them. Until OHS conducts a comprehensive fraud risk assessment, OHS may not understand the likelihood and impact of fraud risk facing the program and may not adequately address those risks. In addition, as part of this fraud risk assessment, OHS may also consider the design and implementation of its antifraud controls, including covert tests similar to those we performed for this review and in 2010, as a way to monitor and evaluate the effectiveness of eligibility-verification controls. While we suggested in 2010 that OHS enhance its monitoring of the Head Start program, such as by conducting the type of covert testing we performed, OHS officials said the agency has not done so. By exploring options for additional risk-based monitoring of the program, including covert testing, OHS would improve its ability to detect and prevent bad actors from exploiting program vulnerabilities, thus reducing the risk of fraud and improper payments in the Head Start program.

OHS's annual coverage of grantees via monitoring reviews is extensive, and recent OHS guidance (called "workflows") that document its process for notifying, following up, and issuing final reports is a promising step to improve the timeliness of the

monitoring review process. However, OHS officials said they have not yet made plans to assess and evaluate whether OHS's new workflows are helping to improve its timeliness goals for these monitoring reviews. Such measures could help OHS to improve its timeliness goals—we found OHS has not consistently met each of its goals for approximately the past 3 fiscal years—and identify any changes necessary to improve the timeliness of monitoring reviews. OHS would also better ensure any unresolved deficiencies do not linger, posing unnecessary risks to children and funding for the Head Start program.

OHS's primary method to ensure that grantees are providing services to students is to review self-reported enrollment data provided by grantees on a monthly basis. However, our analysis of grantees' attendance records found that enrollment data that some grantees report may be unreliable for determining the number of children grantees serve. In response to this review, OHS began taking steps to verify the enrollment numbers that grantees report, but OHS has not adopted a risk-based approach to verify grantees' enrollment data with attendance data. Given that OHS does not consistently use or factor attendance records to verify grantees' enrollment data, it may not have accurate information on how many students are receiving services. OHS would thus remain unaware of empty slots that are not accessible to families in need, and leave the program vulnerable to fraud and improper payments to grantees for services not actually delivered to families. Moreover, until OHS provides guidance to grantees on when a student's slot should be considered vacant after long-term absences (such as 30 consecutive days or more), and requires grantees to document attendance for EHS pregnancy services, OHS risks paying for these services even when they are not provided at the levels required by the grant.

# Agency Comments and Our Evaluation

We provided a draft of this report to OHS for review and comment. In its written comments submitted through HHS, reproduced in appendix V, OHS concurred with four of the six recommendations and did not concur with two recommendations. OHS also provided technical comments, which we incorporated into the draft as appropriate.

Throughout its comments, OHS noted that the covert tests we conducted are nongeneralizable to the over 1,600 Head Start grantees. However, it is also important to note that while the examples of potential fraud identified by our covert testing are not generalizable, the examples of fraud risks identified by our covert testing are, in fact, evidence of systemic risks that represent control vulnerabilities at all Head Start grantees. For example, the risk that a grantee may doctor applications to make ineligible applicants appear to be eligible, and the risk that grantees may dismiss eligibility documentation to make applicants who are over-income appear to have income under the federal poverty level, are vulnerabilities present at each of the more than 1,600 Head Start grantees.

OHS concurred with our recommendation to perform a fraud risk assessment for the Head Start program, to include assessing the likelihood and effect of fraud risks it faces. OHS stated it will work with colleagues within ACF and HHS to continue to improve fraud-prevention activities.

OHS did not concur with our recommendation to explore options for additional risk-based monitoring of the program, including covert testing, as part of a fraud risk assessment. OHS stated it will work with colleagues within ACF and HHS to review and understand agency-wide fraud risk strategies to assess whether OHS should implement additional risk-based monitoring strategies. OHS also stated that it will continue to balance those strategies with its mandate to serve low-income families.

We continue to believe that exploring options for additional risk-based monitoring, including covert testing, could help in the development of a fraud risk assessment for the Head Start program, as the results of our covert tests for this report, and our prior 2010 report, found potential fraud that would not be identified using OHS's current monitoring and oversight methods. We are encouraged that OHS will balance any additional risk-based monitoring with its mandate

to serve low-income families and note that fraud risk also poses a risk to low-income families' participation in Head Start—for example, low-income families may be unable to participate in the Head Start program if their slots are taken by over-income families whose applications have been doctored to make them appear to be under the federal poverty level, as shown in our covert tests.

OHS did not concur with our recommendation to establish procedures to monitor and evaluate its new internal workflows for monitoring reviews, to include establishing a baseline to measure the effect of these workflows and identify and address any problems impeding the effective implementation of new workflows to ensure timeliness goals for monitoring reviews are met. OHS stated it has established procedures to monitor the effectiveness of the workflows and has been successful in tracking and meeting the majority of the identified goals under this newly developed system of report tracking. Further, OHS states that it will enhance tracking to capture specific incidences, where internal time frames are extended, and that OHS regularly evaluates its effectiveness in this area to determine how to best adjust the system to support effective follow-up.

In our report, we recognize that OHS has recently developed its first formal guidance (workflows) that documents its process—including staff roles and timelines—for notifying, following up with, and issuing final reports on deficiencies. However, it is not clear what steps OHS will take when time frames are exceeded, and how any monitoring efforts will be evaluated and used to inform the monitoring review process to ensure the timeliness goals are met. For example, when we asked for documentation on how these factors are to be addressed, OHS told us that a single individual was responsible for tracking everything, and no further information on how the workflows will be implemented and evaluated was available. Given that the formal guidance is so new and our report found that OHS has not consistently met each of its three timeliness goals from October 2015 through March 2018, we continue to believe that establishing procedures to monitor the results of the new guidance, including the development of a baseline to monitor the internal control system, would better position OHS to ensure it meets its timeliness goals and identify and address any problems impeding the effective implementation of its new workflows.

OHS concurred with our recommendation to adopt a risk-based approach for using attendance records to verify the reliability of the enrollment data OHS uses to ensure grantees serve the number of



families for which they are funded, such as during OHS's monitoring reviews. OHS agreed that attendance data may better help OHS verify the accuracy of grantee-reported enrollment and OHS will use attendance data to ensure grantees serve the number of families for which they are funded.

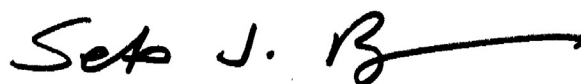
OHS concurred with our recommendation to provide program-wide guidance on when a student's slot should be considered vacant due to absenteeism. OHS noted it will issue a policy clarification notice and continue to work with grantees and to provide training and technical-assistance resources, and information on how to work with families experiencing absenteeism.

OHS concurred with our recommendation to develop and implement a method for grantees to document attendance and services under EHS pregnancy programs. OHS stated it will consult with its national center to develop best-practice tips and issue policy guidance on how the program can track services to pregnant women and the appropriate measures grantees can use to determine pregnant women's participation.

As agreed with your offices, unless you publicly announce the contents of this report earlier, we plan no further distribution until 30 days from the report date. At that time, we will send copies to the Secretary of Health and Human Services and appropriate congressional committees. In addition, the report will be available at no charge on the GAO website at <http://www.gao.gov>.

If you or your staff have any questions about this report, please contact me at (202) 512-6722 or [bagdoyans@gao.gov](mailto:bagdoyans@gao.gov). Contact points for our Offices of Congressional Relations and Public Affairs may be found on the last page of this report. GAO staff who made key contributions to this report are listed in appendix VI.

Sincerely yours,

A handwritten signature in black ink that reads "Seto J. Bagdoyan" with a long horizontal flourish extending to the right.

Seto J. Bagdoyan

Director of Audits

Forensic Audits and Investigative Service

# Congressional Addressees

The Honorable Virginia Foxx  
Republican Leader  
Committee on Education and Labor  
House of Representatives

# Appendixes

## Appendix I: Objectives, Scope, and Methodology

This report discusses (1) what vulnerabilities our covert tests identified in selected Head Start grantees' controls for program eligibility screening, (2) the extent to which the Office of Head Start (OHS) provides timely monitoring of grantees, and (3) what control vulnerabilities exist in OHS's methods for ensuring grantees provide services for all children and pregnant women they are funded to serve.

To answer the first objective we performed covert controls testing at selected Head Start grantee centers. To conduct covert testing, we created fictitious identities and bogus documents, including pay stubs and birth certificates, in order to attempt to enroll fictitious ineligible children at 15 Head Start centers. To ensure we did not displace actual, eligible children seeking enrollment into the Head Start program, we selected five metropolitan areas with high concentrations of grantees with underenrollment to perform covert tests, specifically the Los Angeles, Detroit, Chicago, New York, and Boston metropolitan areas. We used data from the Administration for Children and Families (ACF) to select a nongeneralizable sample of centers associated with grantees that had reported underenrollment to increase our chances of locating Head Start centers that were taking applications and to better ensure we were not taking the place of an eligible child. Subsequent to the submission of our applications, we overtly requested, as GAO, that the centers provide us information on the applications that were accepted, so we could confirm how they categorized our application as meeting eligibility requirements.

In addition to covert tests, we reviewed a nongeneralizable sample of eligibility files on-site for real children. We traveled to five additional grantees' locations to examine whether grantees sufficiently documented each child's eligibility determination as required by agency standards. These five additional grantees, which were not associated with the grantees we selected for our covert tests, were randomly selected within groups designed to include variation in program size (large and small grantees were defined as greater than 250 and less than or equal to 250 actual enrollment, respectively), program type (Early Head Start [EHS], Head Start, or both), geographic area, and whether grantees had delegates.<sup>64</sup> This methodology

---

<sup>64</sup>Grantees may delegate Head Start program operations to other entities, referred to as delegates.

resulted in selection of grantees that included three large and two small grantees; three grantees with the Head Start program only, one with EHS only, and one with both Head Start and EHS; and four with no delegates and one with at least one delegate. We also interviewed OHS officials about the extent to which they had assessed fraud risks in the Head Start program and compared this information to applicable leading practices for managing fraud risks described in GAO's *A Framework for Managing Fraud Risks in Federal Programs* (Fraud Risk Framework).<sup>65</sup> The covert testing and file reviews we conducted were for illustrative purposes to highlight any potential internal control vulnerabilities and are not generalizable.

To determine the extent to which OHS provides timely monitoring of grantees, we examined OHS's monitoring guidance and met with senior OHS officials to understand the monitoring process used for the Head Start program. We also met with the vice president of the private contractor primarily responsible for conducting monitoring reviews on behalf of OHS. We compared aspects of OHS's monitoring process to *Standards for Internal Control in the Federal Government*.<sup>66</sup> As part of this work, we also reviewed all monitoring reports that found a deficiency from October 2015 through March 2018, as well as related follow-up reports. We compared aspects of these monitoring reports to OHS's internal goals for timeliness in relevant areas.

To determine what control vulnerabilities exist in OHS's methods for ensuring grantees provide services for all children and pregnant women they are funded to serve, we spoke with OHS officials; communicated with grantees; and reviewed the Head Start Act, agency standards, and grantee policies and procedures. We analyzed attendance and enrollment data for a nongeneralizable sample of nine grantees to independently calculate their actual enrollment for determining service levels.<sup>67</sup> We selected these nine grantees by starting with the five grantees we selected for our on-site eligibility file reviews and adding four more grantees using a similar selection methodology. We continued to ensure variation in program size, program type, and delegate status. This methodology resulted in a

---

<sup>65</sup>GAO, *A Framework for Managing Fraud Risks in Federal Programs*, [GAO-15-593SP](#) (Washington, D.C.: July 2015).

<sup>66</sup>GAO, *Standards for Internal Control in the Federal Government*, [GAO-14-704G](#) (Washington, D.C.: September 2014).

<sup>67</sup>As previously discussed, we refer to "service levels" as the number of students who actually attend Head Start programs for the opportunity to receive services. We do not use this term to describe the quality of services (e.g., early education and child-development services) that students receive when attending Head Start programs.

selection of grantees that included six large and three small grantees; three grantees with the Head Start program only, three with EHS only, and three with both Head Start and EHS; and six with no delegates and three with at least one delegate. We determined the reliability of enrollment data that grantees reported to OHS for March 2018 by analyzing attendance data for the 60 days leading up to each grantee's last operating day in March 2018.<sup>68</sup> We selected March 2018 based on discussions with senior OHS officials who identified March as 1 of 2 months that usually have the highest levels of attendance. We calculated enrollment for each grantee by finding the sum of its reserved slots, attended slots for children, and slots for pregnant women. Specifically:

- We asked each grantee whether it reserved slots for families affected by homelessness or foster care that month, and all nine grantees said they did not.<sup>69</sup>
- We calculated each grantee's total number of attended slots for children by analyzing daily attendance data and students' enrollment and drop dates to count all students toward enrollment who (1) attended at least 1 day during days 1–60 and (2) were enrolled at any point during days 31–60 of the 60-day period.<sup>70</sup>
- For grantees that offered EHS pregnancy services, we calculated each grantee's total number of pregnancy slots by analyzing students' enrollment and drop dates to count all students who were enrolled at any point during days 31–60 of the 60-day period.<sup>71</sup>

---

<sup>68</sup>OHS requires grantees to report their total enrollment as of the last operating day of each month. On a given month, the last operating day for individual grantees may vary depending on grantees' operating schedules. Given that the last operating days for programs operated under grantees in our sample ranged from mid- to late-March 2018, we collected daily attendance data for January to March 2018.

<sup>69</sup>Grantees are allowed to reserve empty enrollment slots for 30 days for families affected by homelessness and foster care.

<sup>70</sup>Senior OHS officials told us it would be reasonable to consider a slot vacant after a student is absent for 30 consecutive days. Also, grantees are allowed a 30-day grace period before they must reflect a new vacancy in their monthly enrollment totals reported to OHS.

<sup>71</sup>We did not use daily attendance data to calculate EHS pregnancy slots, because we found these data to be unreliable for this purpose.

We compared our calculations of grantees' enrollment levels to what they reported to OHS. We also compared our calculations to the levels of enrollment they were required to meet in accordance with their grants, OHS policy, and the Head Start Act.

To assess the reliability of selected grantees' attendance records data, we reviewed relevant documentation, interviewed knowledgeable agency officials, and performed electronic testing to determine the validity of specific data elements in the databases. We determined that these data were sufficiently reliable for the purposes of our reporting objective.

As part of our work reviewing OHS's methods for ensuring grantees provide services for all children they are funded to serve, we also determined levels of absenteeism and analyzed vacancy policies for the same nongeneralizable sample of nine grantees. To determine levels of absenteeism for students who each selected grantee reported as enrolled for March 2018, we identified each student who was enrolled during the 30 days leading up to the grantee's last operating day in March 2018. For such students, we then analyzed daily attendance records for the 60 days leading up to the last operating day to count the number of consecutive calendar days on which each student was absent.<sup>72</sup> We counted all calendar days for the 60 days leading up to the grantees' last operating days because OHS officials said they generally expect grantees to unenroll students after 30 consecutive days have passed without the students receiving services.<sup>73</sup> To verify whether students with long-term absences (30 to at least 60 consecutive days absent) were considered enrolled rather than vacant, we then contacted each grantee to determine the methods used to identify which students were counted as enrolled for March 2018. All nine grantees confirmed they counted all students who were (1) enrolled as of the last operating day in March 2018 or (2) were unenrolled fewer than 30 days prior to the last operating day. Lastly, we analyzed grantees' policies on when to consider enrollment

---

<sup>72</sup> We considered students to be absent if attendance records did not indicate that students were present on a given day. We considered students to be present even if students received partial services on a given day. For example, if a student attended class for only part of a day, we counted the student's status as present for that day. Similarly, if a participant received a home visit that ended early, we counted the student's status as present for that day. We did not count days after a student's unenrollment date toward the student's total consecutive absences.

<sup>73</sup> Analyzing all calendar days also helped account for variation in the operating days and program schedules (e.g., providing services 5 days per week versus once per week) within and across grantees.

slots vacant due to absenteeism to describe variation in the factors grantees considered. For each grantee, we determined whether there was a policy documenting

- a specific amount of time after which slots should be considered vacant,
- unexcused absences counted toward the decision to vacate a slot,
- excused absences counted toward the decision to vacate a slot,
- consecutive absences counted toward the decision to vacate a slot, and
- nonconsecutive absences counted toward the decision to vacate a slot.<sup>74</sup>

For the three grantees of nine that had delegates, we also analyzed delegates' policies and indicated whether factors were consistently documented across those grantees' programs.

We did not include American Indian and Alaska Native or Migrant and Seasonal Head Start programs in this review.

We conducted this performance audit from October 2017 to July 2019 in accordance with generally accepted government auditing standards. Those standards require that we plan and perform the audit to obtain sufficient, appropriate evidence to provide a reasonable basis for our findings and conclusions based on our audit objectives. We believe that the evidence obtained provides a reasonable basis for our findings and conclusions based on our audit objectives. We conducted our related investigative work in accordance with investigative standards prescribed by the Council of the Inspectors General on Integrity and Efficiency.

---

<sup>74</sup>As previously discussed, nonconsecutive absences refer to other thresholds that grantees included in their policies on creating vacancies, such as the percentage of days that a student was absent.



---

## Appendix II: Results from Covert Testing at Selected Head Start Centers

To determine what vulnerabilities, if any, exist in selected Head Start grantees' controls for program eligibility screening, we performed covert controls testing at selected Head Start centers. Specifically, we performed 15 covert control tests at a nongeneralizable selection of grantees' Head Start centers and found staff did not always verify eligibility as required, and in some cases may have engaged in fraud to bypass eligibility requirements altogether.<sup>75</sup> Posing as fictitious families, we attempted to enroll children at Head Start centers in the Los Angeles, Detroit, Chicago, New York City, and Boston metropolitan areas using fictitious eligibility documentation. For each of our 15 tests, we provided incomplete or potentially disqualifying information during the enrollment process, such as pay stubs that exceeded income requirements. Additional details on each of the 15 covert tests we conducted appear in table 2.

---

<sup>75</sup> We refer to indicators of fraud and potential fraud in these covert tests because whether an act is in fact fraud is a determination to be made through a judicial or other adjudicative system and is beyond management's professional responsibility for assessing risk. Accordingly, determining whether fraud actually occurred is beyond the scope of this review.

**Table 2: Head Start Eligibility Testing Results for Selected Head Start Centers**

Test number	Metropolitan area	Covert scenario	Test outcome
1	Los Angeles	Single source of income exceeding 130% of federal poverty level (FPL)	No control vulnerabilities or potential fraud identified.
2	Los Angeles	Single source of income exceeding 130% of FPL	No control vulnerabilities or potential fraud identified.
3	Detroit	Multiple sources of income with combined earnings exceeding 130% of FPL	No control vulnerabilities or potential fraud identified.
4	Chicago	Multiple sources of income with combined earnings exceeding 130% of FPL	No control vulnerabilities or potential fraud identified.
5	Chicago	Multiple sources of income with combined earnings exceeding 130% of FPL	No control vulnerabilities or potential fraud identified.
6	Boston	Multiple sources of income with combined earnings exceeding 130% of FPL	No control vulnerabilities or potential fraud identified.
7	Boston	Multiple sources of income with combined earnings exceeding 130% of FPL	No control vulnerabilities or potential fraud identified.
8	New York City	Unemployed with no income documentation	Control vulnerabilities identified. Head Start center encouraged us to attend by telling us to pick up a parent orientation package, though we did not provide any documentation as required by program regulation to support claims of receiving cash income from a third-party source. No potential fraud identified.
9	New York City	Qualifying public-assistance program with no supporting documentation	Control vulnerabilities identified. We were accepted into the program though we did not provide any documentation to support claims of receiving public assistance from a qualifying program or employment, as required. No potential fraud identified.
10	New York City	Qualifying public-assistance program with no supporting documentation	Control vulnerabilities identified. In addition to telling the center staff that we received public assistance, we also told the center staff that we worked odd jobs for a relative for cash. Head Start center staff explained that if we were unable to provide proof

			of receiving public assistance, we could alternatively qualify based on income by providing a letter from the relative attesting to the family’s income. The center staff informed us several times that the income reported in the letter would need to be below a specific amount (i.e., FPL) in order to qualify. We later retrieved eligibility documents from this center and found that some documents in the file noted the grantee had reviewed our income information—though we had provided none—and other documents in the file noted the grantee was still waiting on our income documentation. We were eventually contacted by Head Start center personnel and told we were accepted into the program, though our income had not yet been verified. The personnel who contacted us noted that our file was missing the income documentation and asked that we bring the income documentation to the center.
11	Los Angeles	Single source of income exceeding 130% of FPL	Potential fraud identified. During the interview, Head Start center staff returned our income documentation and asked us to instead sign a self-declaration form that did not include an income amount. We were then told that we qualified and our child would begin classes. Documents we later retrieved from this center showed that the form we signed had been doctored to include a qualifying income amount.
12	Los Angeles	Single source of income exceeding 130% of FPL	Potential fraud identified. Head Start center staff replaced the 1040 tax form we submitted with another 1040 tax form they fabricated, which included a lower qualifying income amount and a forged applicant signature.
13	Detroit	Multiple sources of income with combined earnings exceeding 130% of FPL	Potential fraud identified. During the interview, Head Start center staff reviewed both sources of income we provided and told us we made too much money to qualify. However, we were later encouraged to attend classes. Documents we later retrieved from this grantee’s eligibility files showed the grantee only used one of the two sources of income we provided when documenting our eligibility—actions that made us erroneously appear to be below

			the FPL level and therefore qualify for services.
14	Detroit	Multiple sources of income with combined earnings exceeding 130% of FPL	Potential fraud identified. Head Start center staff purposefully dismissed one of the two sources of income we provided during an interview—actions that made our applicant erroneously appear to be below the FPL.
15	Boston	Multiple sources of income with combined earnings exceeding 130% of FPL	Potential fraud identified. During the interview, Head Start staff made copies of eligibility documentation we provided, including copies of income from two different jobs, and told us we would be placed on a waiting list. We were later contacted and told we were accepted into the program. We later retrieved eligibility documents from this center and found income from only one of the two jobs we provided was included in the file. The original combined income amount on the application was whited-out, and an income based on only one of the jobs provided was written in that was below the FPL.

Source: GAO summary of covert tests. | [GAO-19-519](#)

---

## Appendix III: 2018 Federal Poverty Guidelines

Among other ways, a child may be eligible for Head Start services based on household income and size of the family with respect to the federal poverty guidelines. If the enrollee qualified for the program based on household income, the annual family income must be equal to or less than the federal poverty guidelines, or in some circumstances, between 100 and 130 percent of the federal poverty guidelines. Tables 3 to 5 present information on the 2018 federal poverty guidelines for the 48 contiguous states and Washington, D.C.; Alaska; and Hawaii respectively.

**Table 3: 2018 Federal Poverty Guidelines for the Contiguous States and Washington, D.C. (excluding Alaska and Hawaii), in Dollars**

Family size <sup>a</sup>	Annual income poverty guideline	Annual income between 100 percent and 130 percent of poverty guidelines	Annual income equal to or greater than 130 percent of poverty guidelines
2	16,460	16,461–21,397	21,398+
3	20,780	20,781–27,013	27,014+
4	25,100	25,101–32,629	32,630+
5	29,420	29,421–38,245	38,246+
6	33,740	33,741–43,861	43,862+
7	38,060	38,061–49,477	49,478+
8	42,380	42,381–55,093	55,094+

Source: GAO analysis of Department of Health and Human Services data. | [GAO-19-519](#)

<sup>a</sup>For families/households with more than eight persons, add \$4,320 for each additional person.

**Table 4: 2018 Federal Poverty Guidelines for Alaska, in Dollars**

Family size <sup>a</sup>	Annual income poverty guideline	Annual income between 100 percent and 130 percent of poverty guidelines	Annual income equal to or greater than 130 percent of poverty guidelines
2	20,580	20,581–26,753	26,754+
3	25,980	25,981–33,773	33,774+
4	31,380	31,381–40,793	40,794+
5	36,780	36,781–47,813	47,814+
6	42,180	42,181–54,833	54,834+
7	47,580	47,581–61,853	61,854+
8	52,980	52,981–68,873	68,874+

Source: GAO analysis of Department of Health and Human Services data. | [GAO-19-519](#)

<sup>a</sup>For families/households with more than eight persons, add \$5,400 for each additional person.



**Table 5: 2018 Federal Poverty Guidelines for Hawaii, in Dollars**

Family size <sup>a</sup>	Annual income poverty guideline	Annual income between 100 percent and 130 percent of poverty guidelines	Annual income equal to or greater than 130 percent of poverty guidelines
2	18,930	18,931–24,608	24,609+
3	23,900	23,901–31,069	31,070+
4	28,870	28,871–37,530	37,531+
5	33,840	33,841–43,991	43,992+
6	38,810	38,811–50,452	50,453+
7	43,780	43,781–56,913	56,914+
8	48,750	48,751–63,374	63,375+

Source: GAO analysis of Department of Health and Human Services data. | [GAO-19-519](#)

<sup>a</sup>For families/households with more than eight persons, add \$4,970 for each additional person.

---

## Appendix IV: Absenteeism by Program Option for Selected Grantees

Head Start grantees are funded to deliver services through one or more program options to meet the needs of children and pregnant women in given communities. Grantees most commonly provide services through the center-based and home-based program options, which deliver services primarily in a classroom setting and via home visits, respectively.<sup>76</sup> Grantees may also provide services through other less-common program options. These include the family child-care option and locally designed program-option variations. Under the family child-care option, services are primarily delivered by a family child-care provider in their home or other family-like setting. Under locally designed program-option variations, grantees locally design their programs to better meet the unique needs of their communities or to demonstrate or test alternative approaches for providing program services. A locally designed program may include a combination of program options, and certain requirements for those program options may be waived, such as staff-child ratios in the classroom and the frequency of home visits.

We examined daily attendance records for a nongeneralizable sample of nine grantees and found students who had long-term absences of 30 to at least 60 consecutive days.<sup>77</sup> We found that grantees still considered these students as enrolled in their enrollment records, rather than considering the students' slots as vacant. For example, we found that, from January to March 2018, all nine grantees had at least one student who was absent for 30 consecutive days or more. As shown in figure 8, we also found that a larger percentage of children in home-based program options had long-term absenteeism for selected grantees, as opposed to center-based program options.

---

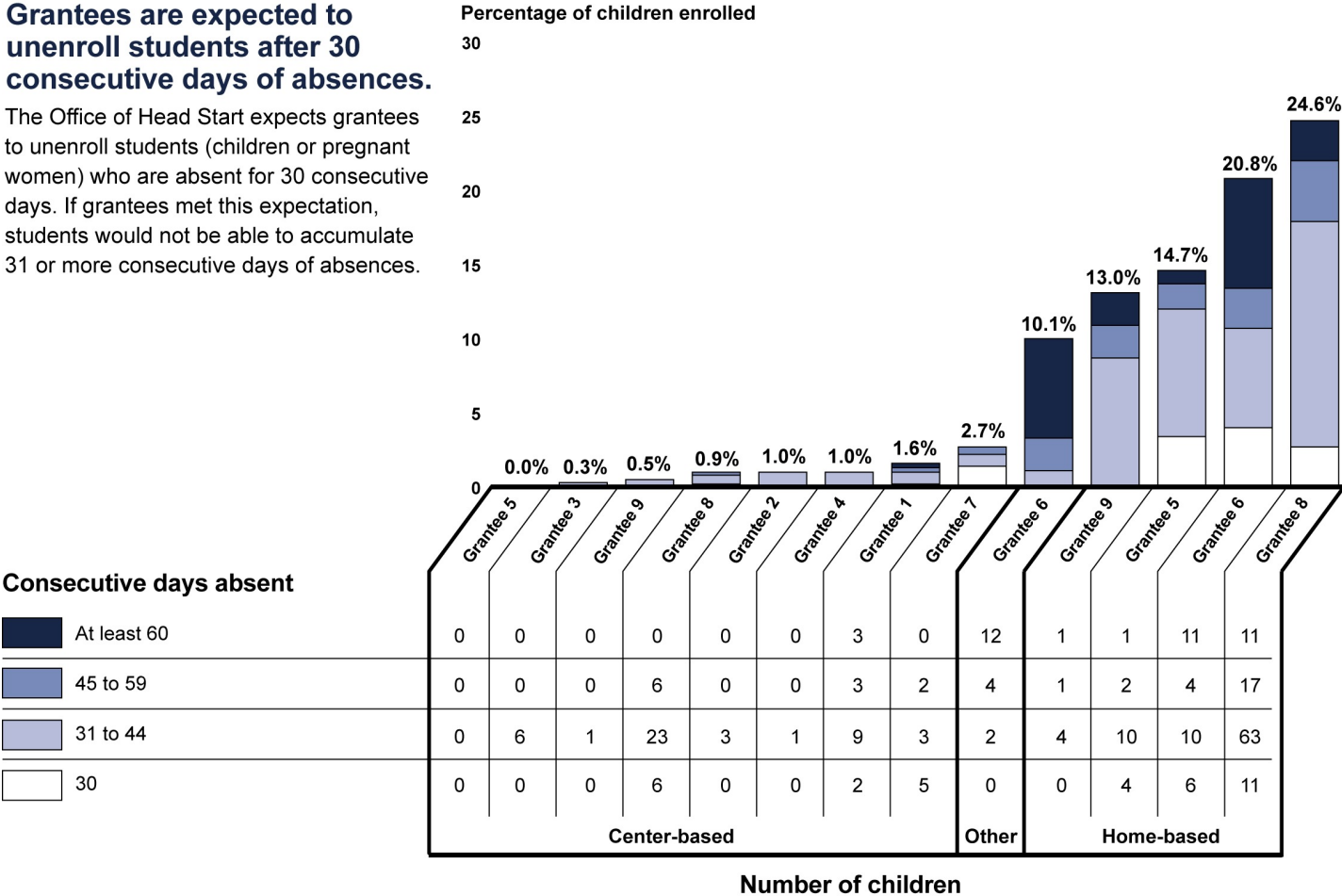
<sup>76</sup>As previously discussed, grantees also deliver services through group socialization opportunities under the home-based program option.

<sup>77</sup>We reviewed 60 days of attendance data. Thus, students who we found were absent for 60 consecutive days may have had additional absences beyond the days we reviewed.

**Figure 8: Selected Grantees Had Children Enrolled with Longer Periods of Consecutive Absences under the Home-Based Program Option as of March 2018**

**Grantees are expected to unenroll students after 30 consecutive days of absences.**

The Office of Head Start expects grantees to unenroll students (children or pregnant women) who are absent for 30 consecutive days. If grantees met this expectation, students would not be able to accumulate 31 or more consecutive days of absences.



Source: GAO analysis of grantee data. | GAO-19-519

Note: We did not determine levels of absenteeism in pregnancy services, because we found that the selected grantees' attendance data for these services were unreliable for determining the extent to which pregnant women actually received services. Grantee 6 provided services through locally designed program-option variations. Under this program option, this grantee offered programs through combination and home-based options. Grantee 6's locally designed combination option involved providing a mix of center-based and home-based services to students. Specifically, students were to receive center-based services twice per week and one home visit per month. For the purposes of this analysis, we categorized Grantee 6's combination services as "other" to better illustrate the extent of absenteeism based on the type of services provided. About 10.1 percent of children enrolled in this grantee's locally designed combination option had 30 or more consecutive days of absences. In contrast, about 20.8 percent of children enrolled in its locally designed home-based option had 30 or more consecutive days of absences.

## Appendix V: Comments from the Department of Health and Human Services



DEPARTMENT OF HEALTH &amp; HUMAN SERVICES

OFFICE OF THE SECRETARY

Assistant Secretary for Legislation  
Washington, DC 20201

AUG 27 2019

Seto J. Bagdoyan  
Director, Forensic Audits  
Forensic Audits & Investigative Service  
U.S. Government Accountability Office  
441 G Street NW  
Washington, DC 20548

Dear Mr. Bagdoyan:

Attached are comments on the U.S. Government Accountability Office's (GAO) report entitled, "Head Start: Action Needed to Enhance Program Oversight and Mitigate Significant Fraud and Improper Payment Risks" (GAO-19-519).

The Department appreciates the opportunity to review this report prior to publication.

Sincerely,

A handwritten signature in blue ink, appearing to read "Sarah Arbes".

Sarah Arbes  
Acting Assistant Secretary for Legislation

Attachment

**GENERAL COMMENTS OF THE DEPARTMENT OF HEALTH AND HUMAN SERVICES (HHS) ON THE GOVERNMENT ACCOUNTABILITY OFFICE'S DRAFT REPORT ENTITLED - HEAD START: ACTION NEEDED TO ENHANCE PROGRAM OVERSIGHT AND MITIGATE SIGNIFICANT FRAUD AND IMPROPER PAYMENT RISKS (GAO-19-519)**

The U.S. Department of Health and Human Services (HHS) appreciates the opportunity to review and comment on this draft report. Although the covert tests conducted by GAO are non-generalizable to the over 1,600 Head Start grantees, HHS, ACF, and OHS take our stewardship of federal funds seriously and strive to ensure funds are used appropriately to promote school readiness of children ages birth to five from low-income families by offering educational, nutritional, health, social, and other services. In 2018, the Head Start program served nearly one million children and pregnant women in centers, family homes, and in family child care homes in urban, suburban, and rural communities throughout the nation.

OHS will continue to work to mitigate risks. While the GAO report focuses solely on fraud and improper payment risks, OHS will expand on those areas to include Head Start grantees' ability to enroll and effectively serve some of the most at-risk populations in the country. In prior reports, GAO has discussed the factors that may affect eligible families' participation in safety net programs. As GAO has found, some families may find program documentation requirements complex and difficult to fulfill, which leads them to not participate in programs.<sup>1</sup> Those GAO reports demonstrate the other critical factors OHS must take into consideration when managing the Head Start program.

Related to issues GAO focused on in this report, the families we serve include homeless families and other populations most likely to experience school absenteeism. As research has found<sup>2</sup>, absenteeism is not just limited to Head Start programs but is a national concern in the nation's schools. Children from low-income families have higher absenteeism rates. Over 11 percent of kindergartners (students closest in age to children participating in Head Start) were chronic absentees and missed at least 18 days or more of the school year.<sup>3</sup> GAO's finding of absenteeism at nine grantees, which is not generalizable to the over 1,600 Head Start grantees, is an issue OHS is addressing through a variety of guidance and in our regulations.<sup>4</sup>

Building upon steps we have taken to address fraud vulnerability through regulatory actions, collaboration with the HHS Office of Inspector General, development of a website for the

<sup>1</sup> U.S. Government Accountability Office. Means-Tested Programs Information on Program Access Can Be an Important Management Tool (GAO-05-221), (Washington, D.C., March 2005.) U.S. Government Accountability Office. Low-Wage Workers (GAO-17-677), (Washington, D.C., September 2017.)

<sup>2</sup> U.S. Department of Education. *Chronic Absenteeism In The Nation's Schools* (Washington, D.C., 2016), <https://www2.ed.gov/datastory/chronicabsenteeism.html#two>.

<sup>3</sup> Mariajose Romero and Young-Sun Lee. *A National Portrait of Chronic Absenteeism in the Early Grades* (New York: National Center for Children in Poverty Columbia University, 2007), 1, [http://www.nccp.org/publications/pdf/text\\_771.pdf](http://www.nccp.org/publications/pdf/text_771.pdf).

<sup>4</sup> <https://eclkc.ohs.acf.hhs.gov/eligibility-ersea/article/attendance>

**GENERAL COMMENTS OF THE DEPARTMENT OF HEALTH AND HUMAN SERVICES (HHS) ON THE GOVERNMENT ACCOUNTABILITY OFFICE'S DRAFT REPORT ENTITLED - HEAD START: ACTION NEEDED TO ENHANCE PROGRAM OVERSIGHT AND MITIGATE SIGNIFICANT FRAUD AND IMPROPER PAYMENT RISKS (GAO-19-519)**

reporting of fraud<sup>5</sup>, OHS will take additional actions as discussed in the response to each GAO recommendation below.

**GAO Recommendation 1**

The Director of OHS should perform a fraud risk assessment for the Head Start program, to include assessing the likelihood and impact of fraud risks it faces.

**HHS Response**

HHS concurs with GAO's recommendation.

Although covert tests conducted by GAO are non-generalizable to the over 1,600 Head Start grantees, OHS is aware vulnerabilities may exist and is creating a culture conducive to managing fraud risk. OHS will work with our colleagues within the ACF and at HHS to continue to improve fraud prevention activities. OHS continues to be committed to ensuring the most vulnerable families benefit from enrollment in Head Start and Early Head Start and constantly works to improve our oversight of the program and our responsiveness in supporting families as they work towards moving beyond poverty.

**GAO Recommendation 2**

As part of the fraud risk assessment for the Head Start program, the Director of OHS should explore options for additional risk-based monitoring of the program, including covert testing.

**HHS Response**

HHS does not concur with GAO's recommendation.

OHS will work with our colleagues within the ACF and HHS to review and to understand agency wide fraud risk strategies to assess whether OHS should implement additional risk-based monitoring strategies. In doing so, OHS will continue to balance those strategies with our mandate to serve low-income families. The covert tests conducted by GAO are non-generalizable to the over 1,600 Head Start grantees and OHS does not concur with the recommendation to include covert testing.

**GAO Recommendation 3**

The Director of OHS should establish procedures to monitor and evaluate OHS's new internal workflows for monitoring reviews, to include establishing a baseline to measure the impact of these workflows and identify and address any problems impeding the effective implementation of new workflows to ensure timeliness goals for monitoring reviews are met.

**HHS Response**

HHS does not concur with GAO's recommendation.

OHS has established procedures to monitor the effectiveness of the workflows and has been successful in tracking and meeting the majority of the identified goals under this newly developed system of report tracking. OHS will continue to use its discretion to decide when more time is

<sup>5</sup> <https://eclkc.ohs.acf.hhs.gov/file-complaint>



**GENERAL COMMENTS OF THE DEPARTMENT OF HEALTH AND HUMAN SERVICES (HHS) ON THE GOVERNMENT ACCOUNTABILITY OFFICE'S DRAFT REPORT ENTITLED - HEAD START: ACTION NEEDED TO ENHANCE PROGRAM OVERSIGHT AND MITIGATE SIGNIFICANT FRAUD AND IMPROPER PAYMENT RISKS (GAO-19-519)**

needed to address serious issues which at times may result in missing internally imposed timeframes. OHS is committed to effective follow-up and will enhance tracking to capture specific incidences, where internal timeframes are extended. OHS regularly evaluates its effectiveness in this area to determine how to best adjust the system to support effective follow-up.

**GAO Recommendation 4**

The Director of OHS should adopt a risk-based approach for using attendance records to verify the reliability of the enrollment data OHS uses to ensure grantees serve the number of families for which they are funded, such as during OHS's monitoring reviews.

**HHS Response**

HHS concurs with GAO's recommendation.

The covert tests conducted by GAO are non-generalizable to the over 1,600 Head Start grantees. However, attendance data may better help OHS verify the accuracy of grantee-reported enrollment. OHS will use attendance data to ensure grantees serve the number of families for which they are funded.

**GAO Recommendation 5**

The Director of OHS should provide program-wide guidance on when a student's slot should be considered vacant due to absenteeism.

**HHS Response**

HHS concurs with GAO's recommendation.

Although the analyses of attendance and enrollment data conducted by GAO are non-generalizable to the over 1,600 Head Start grantees, OHS will issue a policy clarification notice. The Head Start Program Performance Standards final rule requires grantees to maintain funded enrollment levels and fill any vacancy as soon as possible, but within 30 days. OHS has received inquiries about whether grantees could keep slots vacant for longer than 30 days under various circumstances, like extended or emergency travel. OHS also recognizes the incidence of absenteeism is a concern in schools nationwide and in particular is a significant issue faced by the low-income families and homeless families we serve. OHS will continue to work with grantees and to provide training and technical assistance resources and information on how to work with families experiencing absenteeism.

**GAO Recommendation 6**

The Director of OHS should develop and implement a method for grantees to document attendance and services under EHS pregnancy programs.

**HHS Response**

HHS concurs with GAO's recommendation.

OHS will consult with its national center to develop best practice tips and will issue policy guidance on how programs can track services to pregnant women and the appropriate measures they can use to determine pregnant women's participation.



---

## Appendix VI: GAO Contact and Staff Acknowledgments

---

### GAO Contact

Seto J. Bagdoyan, (202) 512-6722 or [bagdoyans@gao.gov](mailto:bagdoyans@gao.gov)

---

### Staff Acknowledgments

In addition to the contact named above, Jonathon Oldmixon (Assistant Director), Scott Clayton (Analyst in Charge), Amber Gray, and Constance Satchell made key contributions to this report. Other contributors include James Ashley, Robert Graves, Ramon Rodriguez, Sabrina Streagle, and Helina Wong.

# Contacts

## Report Director(s)

Seto J. Bagdoyan

Director of Audits , Forensic Audits and Investigative Service, (202) 512-6722,  
[bagdoyans@gao.gov](mailto:bagdoyans@gao.gov)

## Congressional Relations

Orice Williams Brown, Managing Director, [williamso@gao.gov](mailto:williamso@gao.gov), (202) 512-4400

## Public Affairs

Chuck Young, Managing Director, [youngc1@gao.gov](mailto:youngc1@gao.gov), (202) 512-4800

## Strategic Planning and External Liaison

James-Christian Blockwood, Managing Director, [spel@gao.gov](mailto:spel@gao.gov), (202) 512-4707

## Obtaining Copies of GAO Reports and Testimony

The fastest and easiest way to obtain copies of GAO documents at no cost is through our [website](#). Each weekday afternoon, GAO posts on its [website](#) newly released reports, testimony, and correspondence. You can also [subscribe](#) to GAO's email updates to receive notification of newly posted products.

## Order by Phone

The price of each GAO publication reflects GAO's cost of production and distribution. Pricing and ordering information is posted on our [website](#).

## To Report Fraud, Waste, and Abuse in Federal Programs

Website: <http://www.gao.gov/fraudnet/fraudnet.htm>

Automated answering system: (800) 424-5454 or (202) 512-7470

## Connect with GAO

Connect with GAO on [Facebook](#), [Flickr](#), [LinkedIn](#), [Twitter](#), and [YouTube](#).

Subscribe to our [RSS Feeds](#) or [E-mail updates](#). Listen to our [Podcasts](#). Visit GAO on our [website](#) and read the [Watchblog](#).